



# Idaho Industrial Commission EDI Claims Release 3.1 Information Session

For Claim Administrators, Insurance Companies, Third Party Administrators, Self Insured Employers and EDI Service Providers



# Welcome to the IIC EDI Claims Release 3.1 Information Session

After reviewing this video, questions should be sent via email to [IICEDI@ISO.COM](mailto:IICEDI@ISO.COM) with “Info Session Question” in the subject line.

Presented by **Richelle Flores**, EDI Claims Program Analyst  
State of Idaho Industrial Commission



# IIC EDI Claims Release 3.1 Information Session Overview

[Trading Partner Registration](#)

[Implementation Timeline](#)

[Transitioning from R3.0 to R3.1](#)

[Trading Partner and EDI Vendor Testing](#)

[EDI R3.1 Requirements Overview](#)

- [Event Table](#)
- [Element Requirement Table](#)
- [Edit Matrix](#)
- [Sequencing](#)

[Questions](#)



# Transitioning from Release 3.0 to Release 3.1

Since Idaho has been receiving EDI Release 3.0 FROIs and SROIs since 2017, we are not going to focus this training on what is in each tab of the R3.1 requirement tables, as we feel confident you are already familiar with those.

Today we would like to focus on what will be different in R3.1 from what is currently required in Release 3.0, and where to find important information and resources for Release 3.1.



# IAIABC EDI Release 3.1 Resources

To access IAIABC EDI Claims Release 3.1 Guide: <https://www.iaiaabc.org> and select EDI Standards and EDI Claims



The screenshot shows the IAIABC website homepage. The header includes the IAIABC logo with the tagline "Find Information. Connect People." and a navigation bar with links: Join, Events & Education, Resources, Connect, Committees, EDI Standards, and About. A secondary navigation bar contains links for Join, Login, Contact Us, and a search icon. A red arrow points to the "EDI Standards" link in the navigation bar, which has opened a dropdown menu. The dropdown menu lists the following options: EDI Claims, EDI Medical, EDI Proof Of Coverage, Electronic Medical Billing, Standard References, Standards Governance, EDI Jurisdiction-Only Calls, and Licensing. Another red arrow points to the "EDI Claims" option in the dropdown. The main content area features a "News" section with a headline "IAIABC Launches educate@iaiaabc Virtual Educational Platform" and a "Read More" button. Below the news section is a "IAIABC Mission" section with the text: "The mission of the IAIABC is to find solutions to reduce harm and aid recovery from occupational injuries and illnesses." At the bottom of the page, there is a section for "Upcoming Events" with links for "Past Events" and "View Calendar".



# IAIABC EDI Claims Standards

To access IAIABC EDI Claims Release 3.1 Guide:  
<https://www.iaiaabc.org/edi-claims>

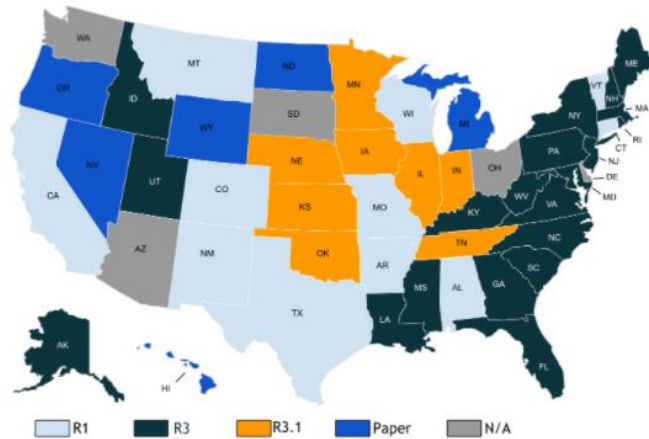
Below the State Implementation Map are the  
Claims Release 3.1 Standard Documents

## EDI Claims Release 3.1 Standard Documents

Publication Date: January 1, 2022

### Claims State Implementation

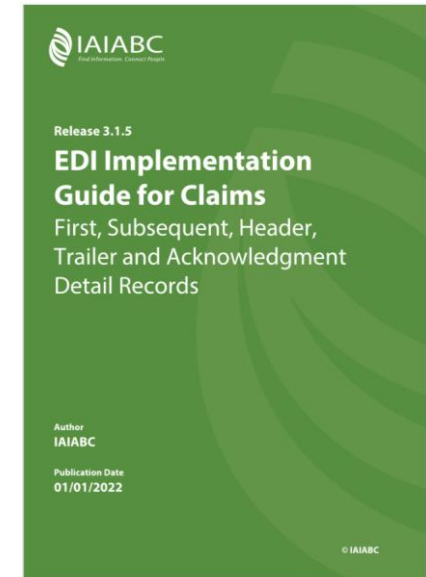
Download the [EDI Jurisdictional Profiles \(Members\)](#) and [EDI Jurisdictional Summary \(Public\)](#) for implementation insights on all IAIABC EDI Standards.



[View the Claims Release 3.1 Implementation Schedule and Jurisdictional Notice to Adopt forms.](#)

Standard documents include:

- Implementation Guide
- Business Scenarios
- Event Table
- Element Requirement Table
- Edit Matrix
- IAIABC XML Schema (new)
- IAIABC XML Flat File Mapping Document (new)
- IAIABC XML User Guide (new)
- IAIABC XML Sample Files (new)
- IAIABC to ACORD XML Comparison (new)
- EDI Claims Release 3.1 XML Transactions ACORD Companion Guide (no longer supported)





# Idaho's EDI Claims Website Overview





IDAHO



State of Idaho  
Industrial  
Commission  
EDI Claims Services

Home

What's New

About ISO

#### EDI Resources

[Contact us for help](#)

[EDI Requirements](#)

[Implementation Guide](#)

[Implementation Info](#)

[Training Information](#)

[FAQ](#)

[Web Links](#)

[EDI Vendors](#)

#### Trading Partner Profile

[Trading Partner Registration](#)

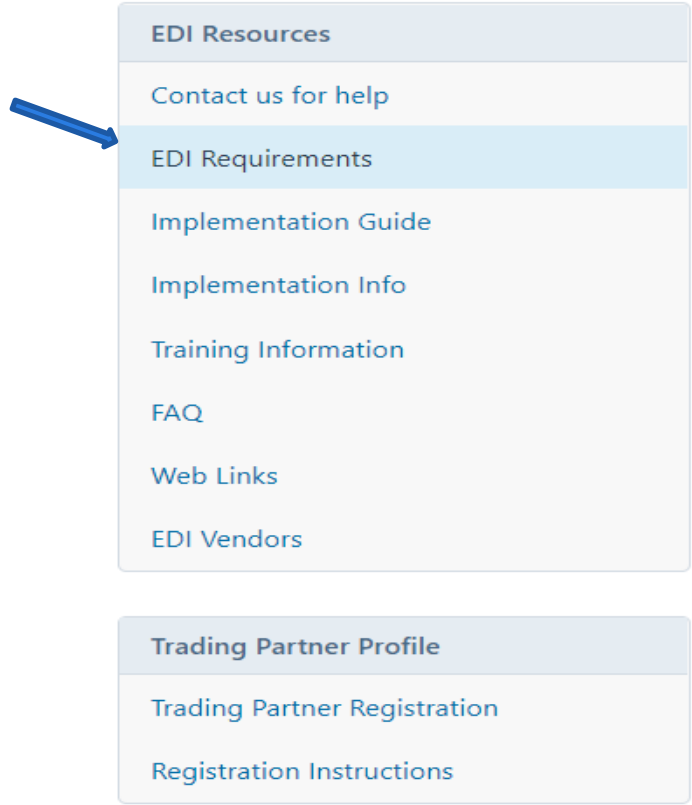
[Registration Instructions](#)

## Welcome to the Idaho Industrial Commission (IIC) Electronic Data Interchange (EDI) Claims Website

Questions regarding FROI/SROI EDI reporting in Idaho should be sent to [iicedi@iso.com](mailto:iicedi@iso.com).

1. To report electronically with IIC, complete a Trading Partner Profile Registration. Click on the link located in the navigation bar on the left.
2. To receive important announcements via email, join the IIC's EDI Mailing List. Please send an email to [iicedi@iso.com](mailto:iicedi@iso.com) to be added to the list. Note: Contacts indicated on the Trading Partner Registration are automatically added.
3. Please be sure to check the "What's New" section of this website, located at the top of this screen for periodic updates on technical and business requirements.





## EDI Requirements

### Release 3.1

### Future Version

Version 1.4 - Revision Date: 03/03/2022, Effective Date: 12/01/2022



#### Event Table

This table relates EDI information to the circumstances under which they are initiated as well as the timeframes for sending the information.



#### Element Requirements

This table lists the individual data element requirements



#### Edit Matrix

This table provides information on the edits that will apply to each data element and the edits that will be applied based on the population of the data element.



#### FROI SROI Sequencing Table

This table provides information on the IIC MTC sequencing. It is meant to convey to the Trading Partner the sequencing rules that clarify how the IIC will apply Edit 063 - Invalid Event Sequence. This information does not supersede or replace the sequencing stipulated in the Edit Matrix. The purpose of the FROI SROI Sequencing Table is to present the MTC sequencing in an easy-to-follow manner.



# IDAHO



State of Idaho  
Industrial  
Commission  
EDI Claims Services

[Home](#)[What's New](#)[About ISO](#)

## EDI Resources

[Contact us for help](#)[EDI Requirements](#)[Implementation Guide](#)[Implementation Info](#)[Training Information](#)[FAQ](#)[Web Links](#)[EDI Vendors](#)

## Trading Partner Profile

[Trading Partner Registration](#)[Registration Instructions](#)

## Implementation Guide

### EDI Claims Release 3.0

#### Current Version

Version 2.8 - Revision Date: 05/06/2021

-  [Idaho Implementation Guide V2.8.pdf](#)

### EDI Claims Release 3.1

#### Future Version

Version 1.4 - Revision Date: 03/03/2022, Effective Date: 12/01/2022

-  [Idaho \(IIC\) Implementation Guide EDI Claims Release 3.1.pdf](#)





State of Idaho  
Industrial  
Commission  
EDI Claims Services

[Home](#)[What's New](#)[About ISO](#)

EDI Resources

[Contact us for help](#)[EDI Requirements](#)[Implementation Guide](#)[Implementation Info](#)[Training Information](#)[FAQ](#)[Web Links](#)[EDI Vendors](#)

Trading Partner Profile

[Trading Partner Registration](#)[Registration Instructions](#)

## Implementation Information

### Master Sender ID/Receiver ID FROI/SROI



Please click on the following link for information on the Master Sender ID/Receiver ID.

-  [IIC Master Sender ID.pdf](#)

### Transition Timeline from IAIABC EDI Claims Release 3.0 to IAIABC EDI Claims Release 3.1 for First Report of Injury (FROI) and Subsequent Report of Injury (SROI)

-  [ID ISO Transition Timelines Release 3.0 to Release 3.1.pdf](#)

### IIC - EDI Claims Release 3.1 Test Plan and Test Plan Feedback Request List

-  [IIC Claims Release 3.1 Test Requirements.pdf](#)
-  [IIC Claims Release 3.1 Test Feedback Request List.xlsx](#)



# Idaho's EDI Claims Trading Partner Registration





## R3.1 Trading Partner Profile Registration for Claim Administrators

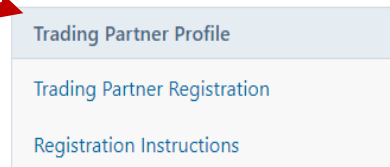
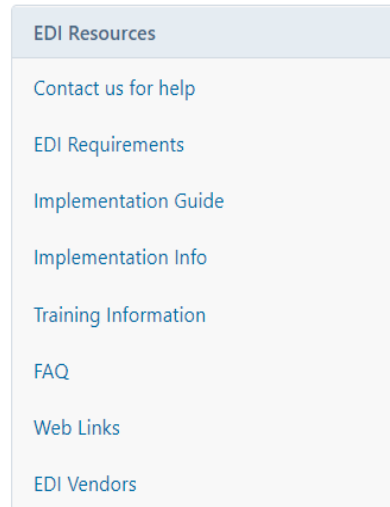
**There is no need to re-register** for EDI Claims R3.1 if you are currently approved with IIC for EDI Claims R3.0 reporting.

Remember that this migration to R3.1 eliminates all paper claim filings, so you will want to ensure your profile includes the carriers on those older claims.



# R3.1 Trading Partner Profile Registration for Claim Administrators

New or Changes to any Trading Partner profile should be submitted via the EDI Trading Partner Profile Registration Link on Idaho's Home page.



## Welcome to the Idaho Industrial Commission (IIC) Electronic Data Interchange (EDI) Claims Website

Questions regarding FROI/SROI EDI reporting in Idaho should be sent to [iicedi@iso.com](mailto:iicedi@iso.com).

1. To report electronically with IIC, complete a Trading Partner Profile Registration. Click on the link located in the navigation bar on the left.
2. To receive important announcements via email, join the IIC's EDI Mailing List. Please send an email to [iicedi@iso.com](mailto:iicedi@iso.com) to be added to the list. Note: Contacts indicated on the Trading Partner Registration are automatically added.
3. Please be sure to check the "What's New" section of this website, located at the top of this screen for periodic updates on technical and business requirements.



# Idaho Release 3.1 Implementation Timeline

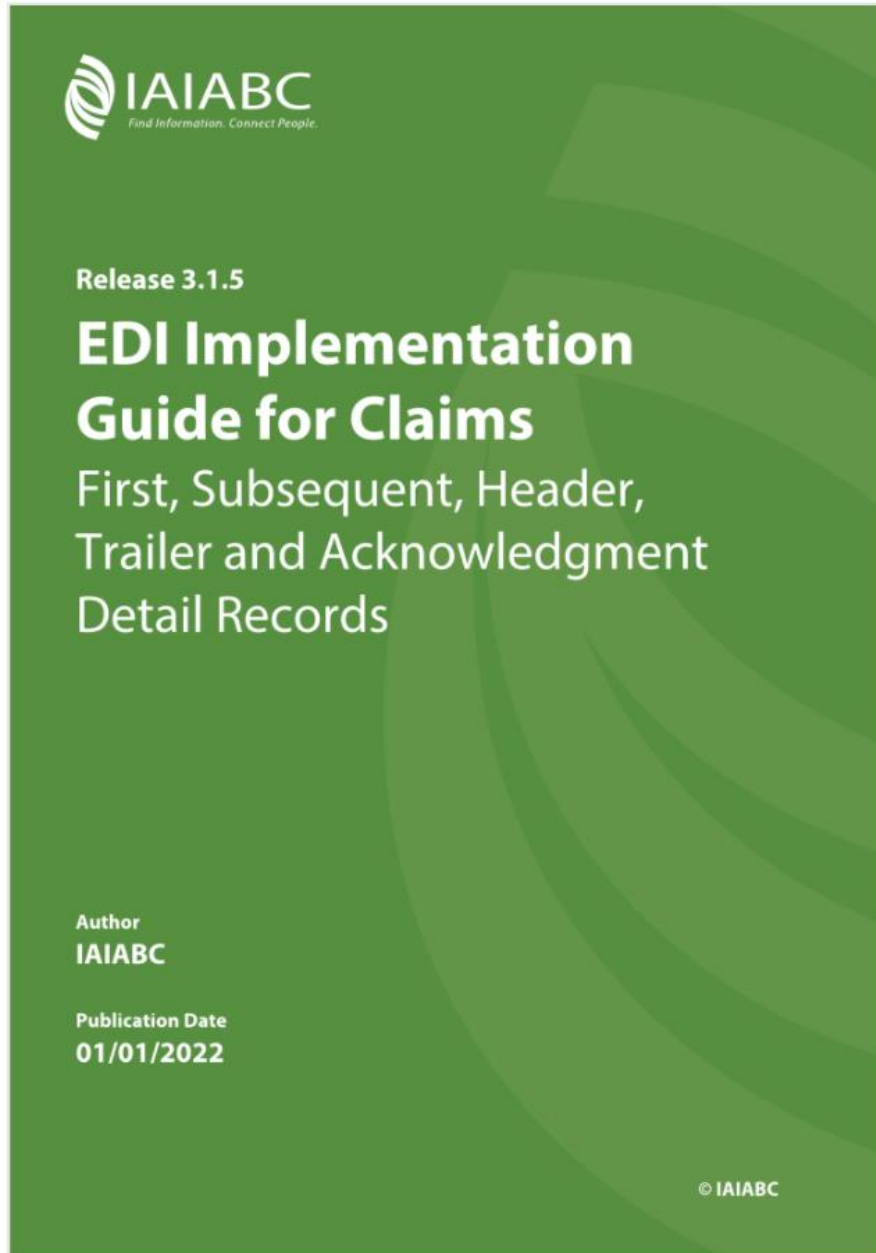




# Idaho Release 3.1 Implementation Timeline

Idaho will be transitioning from Release 3.0 (R3.0) to Release 3.1 (R3.1) for the electronic reporting of First Reports of Injury (FROI) and Subsequent Reports of Injury (SROI).

Effective December 1, 2022, use of the R3.1 standard will be mandatory for all IIC trading partners for all claims.





# Idaho Release 3.1 Implementation Timeline

**Wednesday, November 30, 2022**, is the last day that **R3.0** data will be accepted by IIC.

All R3.0 reports not received by IIC on **Wednesday, November 30, 2022**, by 11:59 PM EDT and accepted must be submitted to Verisk electronically per the Event Table effective on the mandate date December 1, 2022.

**Effective Thursday, December 1, 2022, electronic reporting via Release 3.1 will begin for all Trading Partners.**

December 2022						
S	M	T	W	T	F	S
				1	2	3
4	5	6	7	8	9	10
11	12	13	14	15	16	17
18	19	20	21	22	23	24
25	26	27	28	29	30	31

**Thursday, Dec 1st 2022**



## Idaho Release 3.1 Implementation Timeline

**Trading Partner/EDI Vendor Testing:** Available 6/30/2022  
Refer to the ID Test Plan for details

**Release 3.1 Testing is to be completed by:** 11/23/2022

**Last Submission of Release 3.0:** must be received by Idaho no later than 11/30/2022 by 11:59 PM ET

**Release 3.1 FROI SROI Reporting begins:** 12/1/2022

**Release 3.1 Acknowledgements will be returned no later than:** 12/09/2022



## Expanded Processing Schedule

**Morning Files** – files received before 11:30 am ET will be processed in the morning run with AKC returned starting at 12:30 pm ET.

**Afternoon Files** – files received after 11:30 am ET and before 3:30 pm ET will be processed in the afternoon run with AKC returned starting at 4:30 pm ET.

**Evening/Night Files** – files received after 3:30 pm ET and before 11:59 pm ET will be processed in the overnight run with AKC returned starting at 1:00 am ET.

**Web Entry [wcPrism]** – submissions must be completed by 6:00 pm ET to be included in the overnight run.

**Connection** – Trading Partners may connect and upload files 7 days a week.



# Transitioning from R3.0 to R3.1





# Transitioning from R3.0 to R3.1

## Legacy Claims Reporting:

A FROI UR (Update Report) is required for any medical or indemnity claim that is open and previously reported on paper, in R1 or in R3.0 for which the Date Claim Admin Had Knowledge of Injury is < 12/01/2022, prior to submitting any FROI or SROI in R3.1.

The FROI UR is intended to match a claim previously reported in R3 and to “set the picture” for R3.1 reporting.

Following the FROI UR, a SROI UR or the applicable SROI per sequencing should be reported.

If Benefits or Other Benefits were reported in R3.0, a SROI UR is expected and the appropriate Benefits or Other Benefits previously paid should be present on the UR.

Please review the Event Table for details.



# Transitioning from R3.0 to R3.1

## How does the transition work?

### Reporting Legacy Claims:

**Legacy Claims properly filed:** A Legacy claim that is required and properly filed is defined as any claim previously reported in Release 3.0 for which a Jurisdiction Claim Number (JCN) has been assigned.

**Legacy Claims not properly filed:** A Legacy claim where the Date Claim Administrator Had Knowledge of the Injury (DN0041) is prior to 12/01/2022, that is required and not previously reported in Release 3.0, and no Jurisdiction Claim Number (JCN) has been assigned.



# Transitioning from R3.0 to R3.1

## New Claims Reporting:

**Report New Claims:** Claims that are new and have never been reported in Release 3.0 to Idaho.

### **What EDI reports should be sent for New Claims?**

**FROI:** For each new claim, review the FROI Event Table to determine which event would cause you to report the claim to Idaho.

**SROI:** Following the FROI report, review the SROI Event Table to determine what SROI reports should be sent to Idaho after the FROI, and review the Sequencing Table to determine what MTCs are allowed to follow prior MTCs.



# Trading Partner and EDI Vendor Testing





# Trading Partner and EDI Vendor Testing

## Trading Partner and EDI Vendor Testing begins 6/30/2022

Idaho's EDI Claims vendor, Verisk, will review and approve all testing.

EDI vendors utilized by Idaho Trading Partners will complete the test plan on behalf of their clients.

Idaho may specify which trading partner's claims must be used for testing by the vendor and vendors may be asked to complete multiple test plans using data provided by multiple trading partners.

Once the vendor is approved for production, the various Trading Partners will *likely* be approved for production; however, if a specific Trading Partner's data fails testing, that Trading Partner may not advance to production until testing is completed successfully. Essentially, a vendor may advance to production, but they may be suspended from filing for specific Trading Partners until that Trading Partner completes successful testing.



# Trading Partner and EDI Vendor Testing

Trading Partners who are planning to file Release 3.1 FROI/SROI reports directly with Verisk without using an EDI Vendor will be required to complete the test plan on their own behalf.

Idaho Jurisdiction Web Entry users are not required to test.



# Trading Partner and EDI Vendor Testing

## How to begin testing?

Begin by downloading the IIC R3.1 Test Requirements and Testing Feedback Request List found on the Implementation Info Page of their EDI Website.

<https://iicedi.info/impl-info>



The screenshot shows the website for the Idaho Industrial Commission's EDI Claims Services. The header features the 'IDAHO' logo, a map of Idaho, and the text 'State of Idaho Industrial Commission EDI Claims Services'. A navigation bar includes links for 'Home', 'What's New', and 'About ISO'. The main content area is divided into two columns. The left column contains a sidebar with 'EDI Resources' (Contact us for help, EDI Requirements, Implementation Guide, Implementation Info, Training Information, FAQ, Web Links, EDI Vendors) and 'Trading Partner Profile' (Trading Partner Registration, Registration Instructions). The right column is titled 'Implementation Information' and contains sections for 'Master Sender ID/Receiver ID FROI/SROI' (with a link to 'IIC Master Sender ID.pdf') and 'Transition Timeline from IAIABC EDI Claims Release 3.0 to IAIABC EDI Claims Release 3.1 for First Report of Injury (FROI) and Subsequent Report of Injury (SROI)' (with a link to 'ID ISO Transition Timelines Release 3.0 to Release 3.1.pdf'). A red-bordered box highlights the 'IIC - EDI Claims Release 3.1 Test Plan and Test Plan Feedback Request List' section, which contains links to 'IIC Claims Release 3.1 Test Requirements.pdf' and 'IIC Claims Release 3.1 Test Feedback Request List.xlsx'.

IDAHO State of Idaho Industrial Commission EDI Claims Services

<https://iicedi.info/impl-info>

Home What's New About ISO

EDI Resources

- Contact us for help
- EDI Requirements
- Implementation Guide
- Implementation Info
- Training Information
- FAQ
- Web Links
- EDI Vendors

Trading Partner Profile

- Trading Partner Registration
- Registration Instructions

### Implementation Information

#### Master Sender ID/Receiver ID FROI/SROI

Please click on the following link for information on the Master Sender ID/Receiver ID.

- [IIC Master Sender ID.pdf](#)

#### Transition Timeline from IAIABC EDI Claims Release 3.0 to IAIABC EDI Claims Release 3.1 for First Report of Injury (FROI) and Subsequent Report of Injury (SROI)

- [ID ISO Transition Timelines Release 3.0 to Release 3.1.pdf](#)

#### IIC - EDI Claims Release 3.1 Test Plan and Test Plan Feedback Request List

- [IIC Claims Release 3.1 Test Requirements.pdf](#)
- [IIC Claims Release 3.1 Test Feedback Request List.xlsx](#)



# Trading Partner and EDI Vendor Testing

## The 5 Test Stages of Testing

**Stage 1:** EDI Trading Partner Profile Electronic Registration

**Stage 2:** Pretest and Technical Capability Test

**Stage 3:** Business Content Test (FROI)

**Stage 4:** Business Content Test (SROI)

**Stage 5:** Idaho Test Completion (FROI and SROI)



# Trading Partner and EDI Vendor Testing

## The 5 Test Stages of Testing

### **Stage 1:** EDI Trading Partner Profile Electronic Registration

Ensure you have an existing EDI Trading Partner Profile Electronic Registration. Please note that the information on the registration is used for both testing and production reporting.

### **Stage 2:** Pretest and Technical Capability Test

Complete the technical capability test to ensure that the file structure is valid per the IAIABC EDI Claims Release 3.1 standards. This portion ensures that the Header Record is populated with the correct Sender ID, the Receiver ID and other data validations. The file structure/format for the test files must be correct.



# Trading Partner and EDI Vendor Testing

## **Stage 3: Business Content Test (FROI)**

The business content test for FROI requires at a minimum the FROI MTCs **(00 01 02 04 UI UR )** to be tested in accordance with Idaho's R3.1 Test Plan.

**We want to emphasize that Idaho will be validating Insurer FEINs and Policy Number Identifiers on FROIs against their policy database for test and production claims. You must test with valid Policy Numbers and Insurer FEINs, even if the rest of the claim may not be real claim data.**

Please note that part of the FROI test will include a requirement to submit at least (5) FROI URs for an existing legacy claim using Dates of Injury prior to 01/01/2022 .

When considering the FROI reports that will be tested, it is recommended that a review of Stage 4 SROI testing be performed at the same time to determine if additional FROI test reports are needed to establish claims in order to successfully complete the SROI testing.



# Trading Partner and EDI Vendor Testing

## **Stage 3:** Business Content Test (FROI) *continued*

Upon completion of Test FROI Batches 1 and 2, the Trading Partner and/or their EDI Vendor should request testing approval by completing and submitting the **Idaho EDI Testing Feedback Request List R3.1**.

The Feedback Request List will list all the completed FROI test claims required by Idaho's Test Plan and should be sent to Idaho's EDI email.

Idaho will then notify the Trading Partner by email if the Trading Partner has passed the FROI testing and is approved to proceed with SROI testing.



# Trading Partner and EDI Vendor Testing

## **Stage 4: Business Content Test (SROI)**

The business content test for SROI requires at a minimum the SROI MTCs **(02 04 AB AN CA CB CD EP ER FN IP NT PD PY PX RB SX UI UR VE)** to be tested in accordance with the Idaho R3.1 Test Plan.

Please note that part of the SROI test will include a requirement to submit five (5) SROI UR's with a Date of Injury *prior to* 01-01-2022.

Because the SROI testing builds on the accepted FROIs, ensure that there is an adequate number of FROIs reported in Stage 3 to meet the SROI testing needs in Stage 4. For SROI reporting, please pay special attention to sequencing.

**FROI and SROI testing should be completed by November 23, 2022.**



# Trading Partner and EDI Vendor Testing

## **Stage 5: Test Completion (FROI and SROI)**

Upon completion of the SROI minimum test transactions, the Trading Partner and/or their EDI Vendor must request testing review and approval from Idaho/Verisk by submitting the **Idaho EDI Testing Feedback Request List R3.1** to Idaho 's EDI email.

Stage 5 is requesting and being approved for SROIs which will mean you are approved for Production for FROI and SROI reporting effective December 1, 2022.

## **Test/Production Indicator:**

The Test/Production Indicator on the Header Record will need to change from T (Test) to P (Production) to indicate that the records contained in the file are production data.

Trading Partner Profiles must be kept up-to-date.



# Idaho's EDI R3.1 Requirements Overview





# EDI Claim Requirements Overview

Trading Partners should understand the changes in the R3.1 format and Idaho's requirements:

**Event Table** - what EDI reports should be filed and when

**Element Requirement Table** - what data is needed on the EDI reports

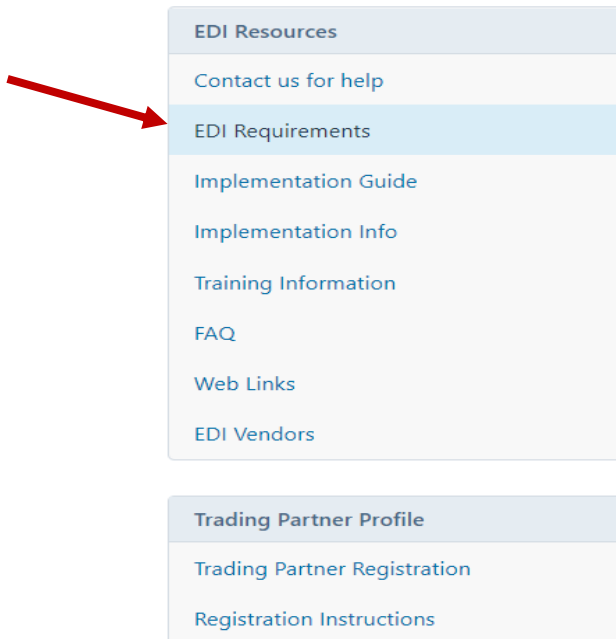
**Edit Matrix** - what edits will be applied to the EDI data

**Sequencing** - what sequencing will be applied to the EDI MTCs



# EDI Claim Requirements Overview

As noted previously, all of Idaho's Requirement Tables can be found under the EDI Requirements link on Idaho's EDI Home page.



## EDI Requirements

Release 3.1

<https://iicedi.info/requirements>

### Future Version

Version 1.4 - Revision Date: 03/03/2022, Effective Date: 12/01/2022

#### Event Table

This table relates EDI information to the circumstances under which they are initiated as well as the timeframes for sending the information.

#### Element Requirements

This table lists the individual data element requirements

#### Edit Matrix

This table provides information on the edits that will apply to each data element and the edits that will be applied based on the population of the data element.

#### FROI SROI Sequencing Table

This table provides information on the IIC MTC sequencing. It is meant to convey to the Trading Partner the sequencing rules that clarify how the IIC will apply Edit 063 - Invalid Event Sequence. This information does not supersede or replace the sequencing stipulated in the Edit Matrix. The purpose of the FROI SROI Sequencing Table is to present the MTC sequencing in an easy-to-follow manner.



# Idaho's Event Table





# Idaho Event Table

Comprised of:

- Idaho Event Table Change Log
- FROI Event Table
- SROI Event Table
- SROI Periodic Event Table

Defines the circumstances under which the claim information must be sent

Sets the timeframes for sending the information

Based on legislative mandates



# Idaho Event Table

The Event Table tells you the MTC and its Description; and it is required from the R3.1 mandate date of December 1, 2022.

It also identifies the Idaho FROI Report Trigger Criteria which indicates the circumstances under which a FROI report should be sent.

It also indicates when the MTC should be triggered and when the report is due (which means when it must receive a TA – Transaction Accepted).

If it is required by ID Statute or Rules, they will be listed in the next columns, along with what paper form may be due to be sent, and the parties that should receive a paper form copy.

Release	Report Type	Maintenance Type		Event Rule			Report Trigger		When is the Report Due?			Statute or Rule	Paper Form(s)	Receiver
		Code	Description	Criteria	From	Thru	Criteria	Trigger Value	Value	Due Type	From			
3.1	FROI	00	Original	2 = EDI Mandate Date	12/01/2022		A = New Claim	Medical treatment sought OR Medical treatment deemed necessary by physician whether or not medical treatment was sought OR Lost time from work >= 1 day OR Alleged work related death not previously reported and not denied  IIC does not require but will accept Notification Only Claim Types if Claim Type = N and Initial Treatment Code = 0	10	C = Calendar Days	D = From Claim Administrator Knowledge of the Injury	\$72-602	NA	NA



# Idaho Event Table

The Event Table tells you the details of the Report Trigger Value which indicates the circumstances under which a FROI report should be sent, and sometimes when it does not need to be sent. The MTC FN is a good example of this.

Release	Report Type	Maintenance Type		Suspension	Event Rule			Report Trigger		When is the Report Due?			Statute	Paper Form(s)	Receiver
		Code	Description	Reason Code	Criteria	From	Th	Criteria	Trigger Value	Value	Due Type	From			
3.1	SROI	FN	Final	NA	2 = EDI Mandate Date	12/01/2022		N = Cumulative Indemnity \$ Paid  M = MTC Defined	<p>Claim closed, no further indemnity payments anticipated</p> <p>IIC will require an FN to follow for any PY for a Lump Sum Payment/Settlement Code (DN0293) - SF (Settlement Full), even if it was a settlement for a medical only claim, or if the Reduced Benefit Amount Code (DN0202) = S (Claim Settled under another DOI) or N (No Money Settlement).</p> <p>IIC will not require an FN to follow for any FROI with Claim Type N: Notification Only or any FROI 04. If Indemnity Benefit payments have been made prior to a SROI 04, IIC expects an FN to be filed.</p> <p>Note: If any indemnity payments are made after a Claim Type N or FROI 04, the appropriate MTC should be filed and an FN will be due.</p> <p>IIC will not require an FN to follow if a SROI SX with DN0418 - Suspension Reason Code - Full - S8 (Jurisdiction Change) has been accepted.</p> <p>IIC will not require an FN if only Medical benefits were paid on a claim, and no indemnity benefits have been paid and/or no settlement has been made.</p> <p>IIC does not wish to receive another FN for the purpose of sending additional Other Benefit Types paid after the closing FN has accepted. These will not reject, but are not desired.</p>	<= 30 days	C = Calendar Days	J = From Report Trigger	17.01.01.602.01 IDAPA	NA	NA



# Idaho Event Table Changes

New MTC changes will you see in the Idaho Event Table with Release 3.1

New FROI MTC – **UR** (Update Report)

New SROI MTCs:

**UR** (Update Report)

**CD** (Compensable Death with No Known Dependents/Payees) – to be filed when no IP issued due to no dependent on a death claim

**NT** (Narrative)

**SX** [Full Suspension] (with Suspension Reason Code – Full) and

**PX** [Partial Suspension] (with Suspension Reason Code – Partial)

Additions – FROI 02 Match Data changes are to continue to be reported for 5 years after FN filing



# Idaho Event Table Changes

## MTCs no longer reported with Release 3.1

Eliminated SROI MTCs include:

**RE** (Reduced Earnings must still be reported, but they are now reported on MTC CA)

**S1 – S9** (Suspension Reasons – now replaced by MTC SX and Suspension Reason Code – Full)

**P1 – P9** (Partial Suspension Reasons – now replaced by MTC PX and Suspension Reason Code – Partial)



# Idaho's Element Requirement Table





# Element Requirement Table

What data is needed on the EDI reports?

The Element Requirement Table lists every data element on the FROI and SROI.

Idaho has identified whether a data element is required on a certain MTC transaction with a specific requirement code on the table.

If a data element is conditionally required (MC), the FROI and SROI Conditions tab further clarifies under what conditions that data element is required.



# Element Requirement Table

The Element Requirement Table contains 11 worksheets:

- IAIABC Change Log
- Idaho Change Log
- FROI Element Requirements
- FROI 02 Exceptions
- FROI Conditions
- Legacy Claim Definition
- SROI Element Requirements
- SROI 02 Exceptions
- SROI Conditions
- Event Benefit Segment Requirements
- Event Benefit Conditions



# Element Requirement Table

Prior to the 11 worksheets is an Instructions Tab. This Tab provides a legend that defines the color and codes in each requirement cell and the Application Acknowledgement Code results.

It also defines the colors and Reportable Change Codes in the 02 columns, which is new for R3.1 This will be discussed further below in the presentation.

Legend for Requirement Code (Description) = resulting Application Acknowledgment Code	
Requirement Code	Result of Failed Element Requirement Edit
F (Fatal)	TR (Transaction Rejected)
M (Mandatory)	TR (Transaction Rejected)
MC (Mandatory/Conditional)	TR (Transaction Rejected)
E (Expected)	TE (Transaction Accepted with Errors)
EC (Expected/Conditional)	TE (Transaction Accepted with Errors)
AA (If Applicable/Available Transaction Accepted)	TA (Transaction Accepted)
AE (If Applicable/Available Transaction Accepted with Errors)	TE (Transaction Accepted with Errors)
AR (If Applicable/Available Transaction Rejected)	TR (Transaction Rejected)
NA (Not Applicable)	TA (No error messages may be applied)
X (Exclude)	TA (No error messages may be applied)
For Benefit Segment Data Element Requirement Table	
R (Restricted)	TR (Transaction Rejected)
RC (Restricted/Conditional)	TR (Transaction Rejected)



# Element Requirement Table

## Changes for R3.1

Part of Body Injured is a new Variable Segment

On FROI, SROI, Both	REC	DN#	DATA ELEMENT NAME	FORMAT		00	01	02				04	AQ	AU	UI	UR
								Reportable Change								
					Match Data			02 Requirement Code	Group	A (Add)	U (Update)	D (Delete)	R (Remove)			
FROI	R21	0209	Managed Care Organization Name	40 A/N		NA	NA	NA		N	N	N	B	NA	NA	NA
FROI	R21	0208	Managed Care Organization Identification Number	9 A/N		NA	NA	NA		N	N	N	B	NA	NA	NA
			<b>Witnesses</b>													
FROI	R21	0238	Witness Name	40 A/N		AR	NA	MC		Y	Y	Y	B	AR	AR	AR
FROI	R21	0237	Witness Business Phone Number	15 A/N		AR	NA	MC		Y	Y	Y	B	AR	AR	AR
			<b>Part of Body Injured</b>													
FROI	R21	0036	Part of Body Injured Code	2 A/N		M	NA	MC		Y	Y	Y	B	M	M	M
FROI	R21	0421	Part of Body Injured Location Code	1 A/N		AR	NA	MC		Y	Y	Y	B	AR	AR	AR
FROI	R21	0422	Part of Body Injured Fingers/Toes Location Code	1 A/N		AR	NA	MC		Y	Y	Y	B	AR	AR	AR



# Element Requirement Table

## Changes for R3.1

### Employee ID Type Qualifier – T (ITIN)

Idaho will allow the Employee ID T for (DN0437) Employee Individual Taxpayer Identification Number (ITIN)

On FROI, SROI, Both	REC	DN#	DATA ELEMENT NAME	FORMAT		00	01	02				04	AQ	AU	UI	UR	JE IIC use
								Reportable Change									
					Match Data			02 Requirement Code Group	A (Add)	U (Update)	D (Delete)	R (Remove)					Uninsured Employers/Old Occ Disease/Exposure or Death claim
FROI	R21	*	Employee ID	*One of the following Employee ID types may be populated													
Both	148	0042	Employee SSN	9 A/N	Y	mc	mc	mc		B	K	B	B	mc	mc	mc	mc
Both	R21	0152	Employee Employment Visa	15 A/N	Y	mc	mc	mc		B	K	B	B	mc	mc	mc	mc
Both	R21	0153	Employee Green Card	15 A/N	Y	mc	mc	mc		B	K	B	B	mc	mc	mc	mc
Both	R21	0154	Employee ID Assigned by Jurisdiction	15 A/N	Y	mc	mc	mc		B	K	B	B	mc	mc	mc	mc
Both	R21	0156	Employee Passport Number	15 A/N	Y	mc	mc	mc		B	K	B	B	mc	mc	mc	mc
Both	R21	0437	Employee Individual Taxpayer Identification Number (ITIN)	15 A/N	Y	mc	mc	mc		B	K	B	B	mc	mc	mc	mc



# Element Requirement Table

## Changes for R3.1

### Cancel Elements is a New Variable Segment

Idaho will also use the new Cancel Elements variable segment for MTC 01 – Cancel Entire Claim, and the new data elements, **Cancel Reason Code**; **Jurisdiction Claim Number – Related** (as defined under the FROI Conditions tab); and **Cancel Reason Narrative**

On FROI, SROI, Both	REC	DN#	DATA ELEMENT NAME	FORMAT		00	01	02				04	AQ	AU	UI	UR	JE IIC use
									Reportable Change								
					Match Data			02 Requirement Code Group	A (Add)	U (Update)	D (Delete)	R (Remove)					Uninsured Employers/Old Occ Disease/Exposure or Death claim
FROI	R21	0238	Witness Name	40 A/N		AR	NA	MC		Y	Y	Y	B	AR	AR	AR	AR
FROI	R21	0237	Witness Business Phone Number	15 A/N		AR	NA	MC		Y	Y	Y	B	AR	AR	AR	AR
Part of Body Injured																	
FROI	R21	0036	Part of Body Injured Code	2 A/N		M	NA	MC		Y	Y	Y	B	M	AR	M	AR
FROI	R21	0421	Part of Body Injured Location Code	1 A/N		MC	NA	MC		Y	Y	Y	B	MC	AR	MC	AR
FROI	R21	0422	Part of Body Injured Fingers/Toes Location Code	1 A/N		MC	NA	MC		Y	Y	Y	B	MC	AR	MC	AR
Change Data Elements																	
Both	R21	0412	Change Data Element/Segment Number	4 A/N		X	X	M		B	B	B	B	X	X	X	X
Both	R21	0413	Change Reason Code	1 A/N		X	X	M		B	B	B	B	X	X	X	X
Cancel Elements																	
FROI	R21	0400	Cancel Reason Code	1 A/N		X	M	X		B	B	B	B	X	X	X	X
Both (diff)	R21	0401	Jurisdiction Claim Number - Related	25 A/N		X	MC	X		B	B	B	B	X	X	X	X
FROI	R21	0402	Cancel Reason Narrative	150 A/N		X	M	X		B	B	B	B	X	X	X	X



# Element Requirement Table

## Changes for R3.1

### Policy Number Identifier

FROI DATA ELEMENT					
Req Code	MTC	DN#	DATA ELEMENT NAME	BUSINESS CONDITION(S)	TECHNICAL CONDITION(S)
MC	04	0028	Policy Number Identifier	For FROI MTC 04 Denial, required if Full Denial Reason Code (DN0198) not = 3E (No Coverage - No policy in effect on the date of accident) or 3D (No Coverage - No jurisdiction) and Insured Type Code (DN0184) = I (Insured).	For FROI MTC 04 Denial then required if Full Denial Reason Code (DN0198) not = 3E or 3D and Insured Type Code (DN0184) = I (Insured).
MC	Refer to FROI ERT for MC value	0028	Policy Number Identifier	For FROI MTC 00, AU, UI, UR required if Insured Type Code (DN0184) = I (Insured).	For FROI MTC 00, AU, UI, UR required if Insured Type Code (DN0184) = I (Insured).

Idaho will be validating the accuracy of the Policy Number and Insurer FEIN reported against their policy database at the time the transaction is processed for those MTCs for which Policy information is required per the conditions above.

Please ensure you are providing accurate policy information on the claims you are reporting to avoid rejections. This includes the full policy number as reported to NCCI with POC.



# Element Requirement Table



## Changes for R3.1

### Employee Date of Birth

On FROI, SROI, Both	REC	DN#	DATA ELEMENT NAME	FORMAT		00	01	02				04	AQ	AU	UI	UR	
									Reportable Change								
					Match Data			02 Requirement Code Group	A (Add)	U (Update)	D (Delete)	R (Remove)					
Both	148	0052	Employee Date of Birth	DATE		MC	NA	MC	K	K	B	N	MC	AR	MC	MC	AR

Req Code	MTC	DN#	DATA ELEMENT NAME	BUSINESS CONDITION(S)	TECHNICAL CONDITION(S)
MC	Refer to FROI ERT for MC value	0052	Employee Date of Birth	Required if: It is a Non-Legacy Claim as defined in the Legacy Claim Definition Tab	Required if: It is a Non-Legacy Claim as defined in the Legacy Claim Definition Tab

Another new requirement is Employee Date of Birth which will be required on all Non-Legacy claims.



# Element Requirement Table

## Changes for R3.1

### Return to Work Changes

Release 3.0 includes the following:

**DN0068 – Initial Return to Work Date**

**DN0078 – Latest Return to Work/Status Date**

These dates are accompanied by Return To Work Qualifiers below. The qualifiers are sent to match the most recent Return to Work Date reported (either DN0068 or DN0072)

DN0189 - Return to Work Type Code

DN0224 - Physical Restrictions Indicator

DN0228 - Return to Work with Same Employer Indicator



# Element Requirement Table

## Changes for R3.1

### [Return to Work Changes](#)

Release **3.1** continues to include:

**DN0068 – Initial RTW Date**

**DN0078 - Latest RTW/Status Date**

However, there are new DNs for the RTW Qualifiers and there is a set that goes with Initial RTW Date and one with Latest RTW/Status Date.

You will need to determine how to convert these properly when transitioning to R3.1.

**DN0403 - Initial RTW Type Code**

**DN0404 - Initial RTW Physical Restrictions Indicator**

**DN0405 - Initial RTW With Same Employer Indicator**

**DN0406 - Latest RTW Type Code**

**DN0407 - Latest RTW Physical Restrictions Indicator**

**DN0408 - Latest RTW With Same Employer Indicator**

Remember the Initial and the Latest RTW Date should never equal each other.



# Element Requirement Table

## Changes for R3.1

As you can see from Idaho's Element Requirement Table excerpt below, the Initial and Latest RTW fields are conditionally required (MC) on most MTCs.

Please review the SROI Conditions tab to determine under what conditions they are required to be present.

On FROI, SROI, Both	REC	DN#	DATA ELEMENT NAME	FORMAT	02						04	AB	AP	CA	CB
							Reportable Change								
					02 Requirement Code	Group	A (Add)	U (Update)	D (Delete)	R (Remove)					
Both	A49	0072	Latest RTW/Status Date	DATE	MC	2	J	J	B	J	MC	MC	MC	MC	MC
Both	R22	0068	Initial RTW Date	DATE	MC	1	J	J	B	J	MC	MC	MC	MC	MC
Both	R22	0403	Initial RTW Type Code	1 A/N	MC	1	J	J	B	J	MC	MC	MC	MC	MC
Both	R22	0404	Initial RTW Physical Restrictions Indicator	1 A/N	MC	1	J	J	B	J	MC	MC	MC	MC	MC
Both	R22	0405	Initial RTW With Same Employer Indicator	1 A/N	MC		J	J	B	J	MC	MC	MC	MC	MC
Both	R22	0406	Latest RTW Type Code	1 A/N	MC	2	J	J	B	J	MC	MC	MC	MC	MC
Both	R22	0407	Latest RTW Physical Restrictions Indicator	1 A/N	MC	2	J	J	B	J	MC	MC	MC	MC	MC
Both	R22	0408	Latest RTW With Same Employer Indicator	1 A/N	MC		J	J	B	J	MC	MC	MC	MC	MC



On FROI, SROI, Both	REC	DN#	DATA ELEMENT NAME	FORMAT	02				04	AB	AP	CA	CB	CD	EP	ER	FN	IP	NT	PX	PD	PY	RB	SX
							Reportable Change																	
					02 Requirement Code	Group	A (Add)	U (Update)	D (Delete)	R (Remove)														
SROI	R22	0193	Suspension Effective Date	DATE	MC		B	Y	B	N	X	X	X	X	X	X	X	X	X	M	X	X	X	M
SROI	R22	0418	Suspension Reason Code – Full	2 A/N	MC		B	Y	B	B	X	X	X	X	X	X	X	X	X	X	X	X	X	M
SROI	R22	0419	Suspension Reason Code - Partial	2 A/N	MC		B	Y	B	B	X	X	X	X	X	X	X	X	X	M	X	X	X	X
SROI	R22	0287	Number of Suspension Narratives	2 N	F		F	F	F	F	F	F	F	F	F	F	F	F	F	F	F	F	F	F
Suspension Narratives																								
SROI	R22	0233	Suspension Narrative	50 A/N	MC		B	Y	N	B	X	X	X	X	X	X	X	X	X	M	X	X	X	M



# Element Requirement Table

## Changes for R3.1

### SROI Variable Segment Changes Reduced Earnings Segment

In Release 3.1 several DNs were added to the Reduced Earnings segment to identify the specific week of wages that are being reported.

The following DNs were added to the Reduced Earnings segment:

**DN0414 - Reduced Earnings Week Start Date**

**DN0415 - Reduced Earnings Week End Date**

**DN0435 - Reduced Earnings Net Weekly Amount Due by Claim Administrator**

Please refer to the R3.1 Implementation Guide Data Dictionary for the Definitions and Data Population (DP) rules for these new DNs.



## Changes for R3.1

## SROI Variable Segment Changes Reduced Earnings Segment

Please review the SROI Conditions Tab to determine the Conditions under which these DNs are required when an MC is present for the MTC.

©Verisk Analytics, Inc. All rights reserved.



# Element Requirement Table

## Changes for R3.1

### SROI Variable Segment Changes Reduced Earnings Segment

The IAIABC retired MTC RE – Reduced Earnings in R3.1 and is utilizing MTC CA to report a Net Weekly Amount change due to Reduced Earnings.

The CA is filed when the Claim Administrator has identified that the Net Weekly Amount (DN0087) for this benefit type has changed from the previously reported Net Weekly Amount, and Reduced Earnings are being reported. Multiple weeks of earnings may be reported on a single MTC CA report.

Please be sure to include a Reduced Earnings segment for every week not previously reported and accepted for that Net Weekly Amount.



# Element Requirement Table

## Changes for R3.1

### SROI Variable Segment Changes Permanent Impairment Segment

In Release 3.0:

DN0083 - Permanent Impairment Body Part Code &  
DN0084 - Permanent Impairment Percentage  
were in a variable segment by themselves in the A49 record on the SROI

In Release 3.1:

**DN0083 - Permanent Impairment Body Part Code &  
DN0084 - Permanent Impairment Percentage**  
were moved to a variable segment in the R22 record on the SROI AND  
**DN0432 - Permanent Impairment Body Part Location Code** was added



# Element Requirement Table

## Changes for R3.1

### SROI Variable Segment Changes Permanent Impairment Segment

Please refer to the R3.1 Implementation Guide Data Dictionary for the definitions and data population rules for these DNs and review the SROI Conditions Tab to determine the Conditions under which these DNs are required.

On FROI, SROI, Both	REC	DN#	DATA ELEMENT NAME	FORMAT	02				04	AB	AP	CA	CB	CD	EP	ER	FN	IP
							Reportable Change											
					02 Requirement Code	Group	A (Add)	U (Update)	D (Delete)	R (Remove)								
Permanent Impairments																		
SROI	R22	0083	Permanent Impairment Body Part Code	3 A/N	MC		Y	Y	Y	B	X	MC	MC	MC	MC	X	MC	MC
SROI	R22	0084	Permanent Impairment Percentage	3.2 N	MC		Y	Y	Y	B	X	MC	MC	MC	MC	X	MC	MC
SROI	R22	0432	Permanent Impairment Body Part Location Code	1 A/N	MC		Y	Y	Y	B	X	MC	MC	MC	MC	X	MC	MC



# Element Requirement Table

## Changes for R3.1

In Release 3.0:

DN0097 - Dependent/Payee Relationship Code was in a variable segment by itself in the A49 record of the SROI

In Release 3.1:

**DN0097 - Dependent/Payee Relationship Code** was moved to a variable segment in the R22 record of the SROI AND the following new DNs were added

**DN0425 - Dependent First Name**

**DN0426 - Dependent Last Name**

**DN0427 - Dependent Date of Birth**

**DN0428 - Dependent Gender Code** – Not required by ID

**DN0429 - Dependent Extent of Dependency** – Not required by ID



# Element Requirement Table

## Changes for R3.1

The SROI ERT Excerpt below shows that Idaho does not require the new DNs:

- DN0428 - Dependent Gender Code**
- DN0429 - Dependent Extent of Dependency**

On FROI, SROI, Both	REC	DN#	DATA ELEMENT NAME	FORMAT	02						04	AB	AP	CA	CB
							Reportable Change								
					02 Requirement Code	Group	A (Add)	U (Update)	D (Delete)	R (Remove)					
Dependent/Payee Relationships															
SROI	R22	0097	Dependent/Payee Relationship Code	2 A/N	MC		Y	Y	Y	B	MC	MC	MC	MC	MC
SROI	R22	0425	Dependent First Name	15 A/N	MC		Y	Y	Y	B	MC	MC	MC	MC	MC
SROI	R22	0426	Dependent Last Name	40 A/N	MC		Y	Y	Y	B	MC	MC	MC	MC	MC
SROI	R22	0427	Dependent Date of Birth	DATE	MC		Y	Y	Y	B	MC	MC	MC	MC	MC
SROI	R22	0428	Dependent Gender Code	1 A/N	NA		N	N	N	B	NA	NA	NA	NA	NA
SROI	R22	0429	Dependent Extent of Dependency	1 A/N	NA		N	N	N	B	NA	NA	NA	NA	NA



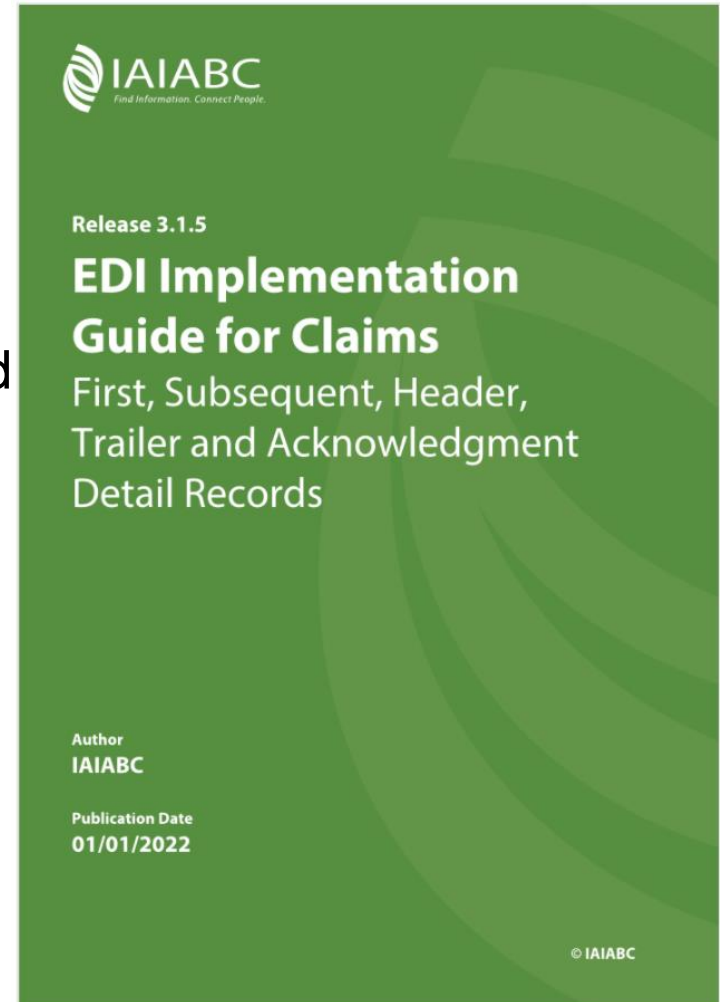
# Element Requirement Table

## Changes for R3.1

Please refer to the R3.1 Implementation Guide Data Dictionary for the definitions and data population rules for these DNs.

One new change to the standard is that this Dependent/Payee Relationships segment can also be required on a Permanent Total Disability or a Catastrophic claim (Benefit Type Code 020, 220, 520 and 021, 221, 521); however, Idaho only requires it on Fatal claims (Benefit Type Code 010 and 510).

The new Dependent fields are required for non-legacy fatal claims where the Dependent/Payee Relationship Code (DN0097) does not equal 80 (Jurisdiction Fund/Estate) or 9x (Other).





## Changes for R3.1

## SROI Variable Segment Changes Narrative Segment

R3.1 introduced a new variable segment - **Narrative For Claim** on the SROI. It is only permitted on the new MTC NT and it is a free form text narrative field used by a claim administrator to provide any further explanation needed on a claim. Idaho will accept the MTC NT.

Please refer to the R3.1 Implementation Guide Data Dictionary for the definition of MTC NT and the new DN0431 Narrative For Claim

[illegible]



# Element Requirement Table

## Changes for R3.1

On the **Event Benefits Segment Requirements** Tab of the ERT, Idaho identifies all Event Benefit Type Codes they will and will not accept.

Note that Benefit Type Codes for 5xx are not on this table because they are not “Event” Benefit Type Codes.

If the Event Benefit Type Code is accepted, the DN0085 Benefit Type Code column will reflect an MC. If it is not accepted, it will reflect an R – Restricted.



# Element Requirement Table

## Changes for R3.1

### Benefit Type Code Changes

### Event Benefits Segment Requirements Tab

<b>Event: For MTC's: 02 (for Benefit segment(s) being Added/Updated), AB, AP, CA, CB, EP, ER, IP, PX, PY (Benefit Type Codes other than 5XX), RB, SX</b>  <b>Legend:</b> E = Expected EC = Expected/Conditional F = Fatal Technical M = Mandatory MC = Mandatory/Conditional NA = Not applicable R = Restricted RC = Restricted/Conditional X = Exclude													
	Benefit Type	0085 Benefit Type Code	0002 MTC	0174 Gross Weekly Amount	0175 Gross Wkly Amt Eff Date	0087 Net Weekly Amount	0211 Net Wkly Amt Eff Date	0088 Ben Period Start Date	0089 Ben Period Thru Date	0090 Ben Type Claim Weeks	0091 Ben Type Claim Days	0086 Ben Type Amount Paid	0192 Benefit Payment Issue Date
<b>Migration Considerations</b>		NI	NI	V1	V1	NI	V1	NI	NI	NI	NI	NI	NI
Fatal	010	MC	F	MC	MC	MC	MC	MC	MC	MC	MC	MC	MC
Permanent Total	020	MC	F	MC	MC	MC	MC	MC	MC	MC	MC	MC	MC
Permanent Total Supplemental	021	R	F	NA	NA	NA	NA	NA	NA	NA	NA	NA	NA
Permanent Partial Scheduled	030	MC	F	MC	MC	MC	MC	MC	MC	MC	MC	MC	MC
Permanent Partial Unscheduled	040	MC	F	MC	MC	MC	MC	MC	MC	MC	MC	MC	MC
Temporary Total	050	MC	F	MC	MC	MC	MC	MC	MC	MC	MC	MC	MC
Catastrophic Benefits	051	R	F	NA	NA	NA	NA	NA	NA	NA	NA	NA	NA
Temporary Partial	070	MC	F	MC	MC	MC	MC	MC	MC	MC	MC	MC	MC
Employer's Liability	080	R	F	NA	NA	NA	NA	NA	NA	NA	NA	NA	NA
Permanent Partial Disfigurement	090	R	F	NA	NA	NA	NA	NA	NA	NA	NA	NA	NA
Employer Paid Fatal Benefits	210	R	F	NA	NA	NA	NA	NA	NA	NA	NA	NA	X
Employer Paid Permanent Total Benefits	220	R	F	NA	NA	NA	NA	NA	NA	NA	NA	NA	X
Employer Paid Permanent Total Supplemental Benefits	221	R	F	NA	NA	NA	NA	NA	NA	NA	NA	NA	X
Employer Paid Permanent Partial Scheduled	230	R	F	NA	NA	NA	NA	NA	NA	NA	NA	NA	X
Employer Paid Unspecified	240	MC	F	X	X	X	X	MC	MC	X	X	X	X
Employer Paid Vocational Rehab Maintenance	242	R	F	NA	NA	NA	NA	NA	NA	NA	NA	NA	X
Employer Paid Temporary Total	250	MC	F	MC	MC	MC	MC	MC	MC	MC	MC	MC	X
Employer Paid Catastrophic Benefits	251	R	F	NA	NA	NA	NA	NA	NA	NA	NA	NA	X
Employer Paid Temporary Partial	270	R	F	NA	NA	NA	NA	NA	NA	NA	NA	NA	X
Vocational Rehabilitation Maintenance	410	MC	F	MC	MC	MC	MC	MC	MC	MC	MC	MC	MC



# Element Requirement Table

## Changes for R3.1

Last year, the IAIABC amended the Event Benefits Segment Conditions Tab for DN0192 Benefit Payment Issue Date to add the ability to collect Benefit Payment Issue Date on MTC CA and CB in addition to the already allowed MTCs IP AP PY RB and SX.

Idaho is requiring Benefit Payment Issue Date for each of these MTCs.

Req Code	MTC	DN#	DATA ELEMENT NAME	BUSINESS CONDITION(S)	TECHNICAL CONDITION(S)	EXCEPTIONS	IAIABC NOTE
MC	Refer to Event Benefit Segment Req Table legend	0192	Benefit Payment Issue Date	Required if: Number of Benefits (DN0288) is >0 and MTC = IP, AP, CA, CB, PY, RB, SX or any corresponding 02 and Benefit Payment Issue Date is permitted per the Event Ben Seq Requirement Table and Benefit Type Code (DN0085) is present and valid per Valid Value Table.	Required if: Number of Benefits (DN0288) is >0 and MTC = IP, AP, CA, CB, PY, RB, SX or any corresponding 02 and Benefit Payment Issue Date is permitted per the Event Ben Seq Requirement Table and Benefit Type Code (DN0085) is present and valid per Valid Value Table.		Must be Conditional (MC, EC) or NA (Not Applicable) based on Data Population Rules in Dictionary (Section 6). If MC or EC is applied then the condition must indicate that DN0192 Benefit Payment Issue Date can only be mandatory for IP, AP, PY, RB, SX or any corresponding 02 for those specified Maintenance Type Codes: Per DP Rule: Payment Issue Date (DN0195) The Steering Committee/EDI Council directed that Payment Issue Date (DN0195) was established for specified transactions only (IP, AP, PY, RB, or any corresponding 02 for those specified Maintenance Type Codes) and that individual weekly check information would not be reported.



## Changes for R3.1

R3.1 introduced a new DN to report an **Overpayment Amount** of indemnity benefits on the claim. Idaho is accepting this DN if it is applicable to the claim.

Please refer to the definition and DP Rule in the Implementation Guide to determine how it should be reported, if applicable.

©Verisk Analytics, Inc. All rights reserved.



# Element Requirement Table

## MTC 02 Change Process

One of the primary reasons Release 3.1 was created was to improve the 02 Change process. In Release 3.0, a jurisdiction could just enter a Y in the 02 column if they wanted to know if a DN was changed.

Most jurisdictions like to know about the adding or removing of a DN but do not want to know every time a DN was updated in a Claim Administrator's system, especially financials, unless it was initially reported incorrectly and is being changed.

A claim administrator's system cannot determine if a change is being made because the data was incorrect or the data was just being updated.

This resulted in numerous 02s being triggered to jurisdictions unable to identify what data was being changed on the transaction.

Release 3.1 has developed a specific 02 Change variable segment on the FROI and SROI to help resolve this.



# Element Requirement Table

## MTC 02 Change Process

A new 02 Change variable segment was created on both the FROI and SROI.

This segment contains new data elements created to identify the data element (DN) or variable segment that is being changed and the reason:

**DN0412 – Change Data Element/Segment Number** and

**DN0413 – Change Reason Code**

The new Change Reason Codes are:

**A = Add** - A DN was previously blank/null in the database and has been changed to a value.

**U = Update** - A DN was previously a value in the database and has been changed to another value.

**R = Remove** - A DN was previously a value in the database and has been changed to blank/null.

Used for DNs not in a variable segment.

**D = Delete** - A variable segment occurrence has been removed in its entirety. Data elements within the segment are not required to be identified in the change variable segment as Remove.

Please refer to the R3.1 Element Requirement Table Instructions and Implementation Guide Data Dictionary for the Data Population rules for these DNs. Please also thoroughly review the 02 Change Processing Rules in Section 4.



# Element Requirement Table

## MTC 02 Change Process

The new Change Reason Codes **A - Add**, **U - Update**, **R - Remove** and **D - Delete** now have their own columns in a special 02 set of columns on the FROI and SROI Element Requirement Table, along with an 02 Requirement Code column.

02				
	Reportable Change			
02 Requirement Code	A (Add)	U (Update)	D (Delete)	R (Remove)



# Element Requirement Table

## MTC 02 Change Process



The IAIABC has created Reportable Change Codes for a jurisdiction to use to identify whether an 02 Add, Update, Remove or Delete will be accepted.

Some of these codes also identify which report (FROI or SROI) the change should be reported on. The legend of these codes is found in the Instructions tab at the front of the ERT.

REPORTABLE CHANGE CODES used on Idaho's Element Requirement Table are as follows:

**Reportable Change Codes: Used in MTC 02 Reportable Change columns labeled A (Add) , U (Update), R (Remove) and D (Delete)**

Note: See IAIABC Release 3.1 Guide 02 Change Processing Rules in Section 4 for the full definitions.

**B:** Restricted: IAIABC Defined No Change Allowed

**N:** No Change Allowed - Will Reject if Present (DN is not in a Variable Segment): Claim Administrator will not generate a MTC 02 Change. MTC 02 will reject if the DN is present in Change Variable Segment in DN0412 Change Data Element/Segment Number. Exception: When all MTC's for a given DN have 'NA' Requirement Code.

**N:** No Change Allowed - Will Reject if Present (DN is in a Variable Segment): Claim Administrator will not generate a MTC 02 Change when the data element with Reportable Change Code of N is the only DN in the variable segment that has changed. The MTC 02 will reject if the DN is present in Change Variable Segment in DN0412 Change Data Element/Segment Number. Exception: Will not reject transaction when the Requirement Code for all MTC's for a given DN have 'NA' Requirement Code.

**Y:** Required Change on FROI or on SROI: This code applies to Data Elements only on FROI or only on SROI. These DN's are not on both the FROI and SROI.

**YG:** Required Change on FROI or on SROI with Exception: This code applies to Data Elements only on FROI or only on SROI. These DN's are not on both the FROI and SROI.

**K:** Required Change on FROI not on SROI: This code applies to Data Elements on both the FROI and SROI and change is required on FROI.

**KG:** Required Change on FROI not on SROI with Exception: This code applies to Data Elements on both the FROI and SROI and change is required on FROI.

**J:** Required Change by Transaction Type - Change on SROI if Accepted otherwise Change on FROI if Accepted: This code applies to Data Elements on both the FROI and SROI.

Claim Administrator will generate a MTC 02 Change on the SROI only if a SROI has been previously accepted. If no SROI has been previously accepted then a FROI MTC 02 Change is required unless the jurisdiction indicates they do not want a FROI 02 Change triggered by using Code H or N on the FROI.

**JG:** Required Change by Transaction Type with Exception - Change on SROI if Accepted otherwise Change on FROI if Accepted: This code applies to Data Elements on both the FROI and SROI.

Claim Administrator will generate a MTC 02 Change on the SROI only if a SROI has been previously accepted. If no SROI has been previously accepted then a FROI MTC 02 Change is required unless the jurisdiction indicates they do not want a FROI 02 Change triggered by using Code H or N on the FROI.

**Note:**

**02 Requirement Code column is populated with NA and the DN is on both FROI and SROI.** When the 02 Requirement Code is set to NA (Not Applicable) then a MTC 02 Change should not be generated based on the specific FROI or SROI DN however the Reportable Change Code will provide the expectation if a MTC 02 Change is still needed on the other report type. If the 02 Requirement Code on the other report type is not set to NA (Not Applicable), then refer to the 02 Reportable Change Code(s) for the other report type. Example DN on both FROI and SROI - MTC 02 needed on FROI: DN0052 Employee Date of Birth has 02 Requirement Code set to MC on FROI and set to NA on SROI. The Reportable Change Code for both FROI and SROI is set to K (Required Change on FROI) for Add, Update and Remove because 02 Change Rules say Reportable Change Code must be applied consistently across both the FROI MTC 02 and SROI MTC 02 Change for K. In this example, a change for this DN must be generated on the FROI MTC 02 and not the SROI MTC 02



For **DN0412 – Change Data Element/Segment Number** Claim Administrators must identify the Change Data Element/Segment Number of the data that is changing.

If the data that is changing is NOT in a variable segment, you will send the DN data element number for the data element that is changing.

If the data that is changing is IN a variable segment, you will send the Variable Segment Counter data number (DN). These are the “Number Of” Data elements.

73



# Element Requirement Table

## MTC 02 Change Process

A jurisdiction must identify whether they want, or do not want, an 02 Change sent for each applicable Change Reason Code - Add, Update, Delete or Remove, for every data element on both the FROI and SROI. The way they express those requirements is by using the Reportable Change Codes to identify when to send an MTC 02 Change, and on what transaction, FROI or SROI.

On FROI, SROI, Both	REC	DN#	DATA ELEMENT NAME	FORMAT		00	01	02						
											Reportable Change			
					Match Data			02 Requirement Code	Group	A (Add)	U (Update)	D (Delete)	R (Remove)	
Both	148	0015	Claim Administrator Claim Number (Key Match)	25 A/N		F	F	F		B	K	B	B	
Both	148	0016	Employer FEIN	9 A/N		M	NA	MC		N	K	B	N	
FROI	148	0021	Employer Physical City	15 A/N		M	NA	MC		Y	Y	B	N	
FROI	148	0022	Employer Physical State Code	2 A/N		MC	NA	MC		Y	Y	B	N	
Both	148	0023	Employer Physical Postal Code	9 A/N		M	NA	MC		K	K	B	N	
FROI	148	0025	Industry Code (IIC will accept NAICS at 5 or 6 digit level but would prefer 6)	6 A/N		AR	NA	MC		Y	Y	B	N	
FROI	148	0027	Insured Location Identifier	15 A/N		AA	NA	NA		N	N	B	N	
FROI	148	0028	Policy Number Identifier	18 A/N		MC	NA	MC	8	Y	Y	B	N	
FROI	148	0029	Policy Effective Date	DATE		MC	NA	MC	8	Y	Y	B	N	
FROI	148	0030	Policy Expiration Date	DATE		MC	NA	MC	8	Y	Y	B	N	
Both	148	0031	Date of Injury	DATE	Y	m	m	m		B	K	B	B	
FROI	148	0032	Time of Injury	HHMM		AR	AR	MC		Y	Y	B	N	
FROI	148	0033	Accident Site Postal Code	9 A/N		MC	NA	MC	10	Y	Y	B	N	



# Element Requirement Table

## MTC 02 Change Process

The 02 Requirement Code column will indicate whether a DN is F (Fatal) M (Mandatory) or m (Mandatory Match Data) and reflects a highlighted MC to indicate that a condition applies.

On FROI, SROI, Both	REC	DN#	DATA ELEMENT NAME	FORMAT		00	01	02					
									Reportable Change				
					Match Data			02 Requirement Code	Group	A (Add)	U (Update)	D (Delete)	R (Remove)
Both	148	0015	Claim Administrator Claim Number (Key Match)	25 A/N		F	F	F		B	K	B	B
Both	148	0016	Employer FEIN	9 A/N		M	NA	MC		N	K	B	N
FROI	148	0021	Employer Physical City	15 A/N		M	NA	MC		Y	Y	B	N
FROI	148	0022	Employer Physical State Code	2 A/N		MC	NA	MC		Y	Y	B	N
Both	148	0023	Employer Physical Postal Code	9 A/N		M	NA	MC		K	K	B	N
FROI	148	0025	Industry Code (IIC will accept NAICS at 5 or 6 digit level but would prefer 6)	6 A/N		AR	NA	MC		Y	Y	B	N
FROI	148	0027	Insured Location Identifier	15 A/N		AA	NA	NA		N	N	B	N
FROI	148	0028	Policy Number Identifier	18 A/N		MC	NA	MC	8	Y	Y	B	N
FROI	148	0029	Policy Effective Date	DATE		MC	NA	MC	8	Y	Y	B	N
FROI	148	0030	Policy Expiration Date	DATE		MC	NA	MC	8	Y	Y	B	N
Both	148	0031	Date of Injury	DATE	Y	m	m	m		B	K	B	B
FROI	148	0032	Time of Injury	HHMM		AR	AR	MC		Y	Y	B	N
FROI	148	0033	Accident Site Postal Code	9 A/N		MC	NA	MC	10	Y	Y	B	N



# Element Requirement Table

## MTC 02 Change Process

Here is an example of a completed SROI Change Data variable segment from the IAIABC with 6 changes noted. Five (5) of the data elements are being Added and one (1) is being Updated.

The Update is to the “Benefits” segment, so the DN number sent in the Change segment is for the Number of Benefits (DN0288).

	<i>Change Data Elements</i>		6 occurrences
0412	Change Data Element/Segment Number	0201	Anticipated Wage Loss Indicator
0413	Change Reason Code	A	Add
0412	Change Data Element/Segment Number	0068	Initial Return to Work Date
0413	Change Reason Code	A	Add
0412	Change Data Element/Segment Number	0403	Initial RTW Type Code
0413	Change Reason Code	A	Add
0412	Change Data Element/Segment Number	0404	Initial RTW Physical Restrictions Indicator
0413	Change Reason Code	A	Add
0412	Change Data Element/Segment Number	0405	Initial RTW With Same Employer
0413	Change Reason Code	A	Add
0412	Change Data Element/Segment Number	0288	Number of Benefits
0413	Change Reason Code	U	Update



# FROI and SROI 02 Exceptions

Exceptions are described in the *FROI* or *SROI 02 Exceptions* tab for all reportable change codes ending with “G”.

Examples from Idaho’s completed SROI 02 Exceptions Tab are below:

On FROI, SROI, Both	REC	DN#	DATA ELEMENT NAME	FORMAT	02					
		Benefits								
SROI	R22	0085	Benefit Type Code	3 A/N	MC		YG	Y	Y	B
SROI	R22	0002	Maintenance Type Code	2 A/N	NA		B	B	B	B
SROI	R22	0174	Gross Weekly Amount	\$9.2	MC		YG	N	Y	B
SROI	R22	0175	Gross Weekly Amount Effective Date	DATE	MC		YG	N	Y	B
SROI	R22	0087	Net Weekly Amount	\$9.2	MC		YG	N	Y	B
SROI	R22	0211	Net Weekly Amount Effective Date	DATE	MC		YG	N	Y	B
SROI	R22	0088	Benefit Period Start Date	DATE	MC		YG	N	Y	B
SROI	R22	0089	Benefit Period Through Date	DATE	MC		YG	N	Y	B
SROI	R22	0090	Benefit Type Claim Weeks	4 N	MC		YG	N	Y	B
SROI	R22	0091	Benefit Type Claim Days	1 N	MC		YG	N	Y	B
SROI	R22	0086	Benefit Type Amount Paid	\$9.2	MC		YG	N	Y	B
SROI	R22	0192	Benefit Payment Issue Date	DATE	MC		YG	N	Y	B
		Payments								
SROI	R22	0222	Payment Reason Code	3 A/N	MC		B	YG	B	B
SROI	R22	0217	Payee	40 A/N	MC		B	YG	B	B
SROI	R22	0218	Payment Amount	\$9.2	MC		B	YG	B	B
SROI	R22	0219	Payment Covers Period Start Date	DATE	MC		B	YG	B	B
SROI	R22	0220	Payment Covers Period Through Date	DATE	MC		B	YG	B	B
SROI	R22	0195	Payment Issue Date	DATE	MC		B	YG	B	B



# FROI and SROI 02 Exceptions

Examples from Idaho's completed SROI 02 Exceptions Tab are below:

Req Code	Change Reason Code	DN#	DATA ELEMENT NAME	EXCEPTIONS
YG	A	0085, 0086, 0087, 0088, 0089, 0090, 0091, 0174, 0175, 0192, 0211	DN0085 Benefit Type Code DN0086 Benefit Type Amount Paid DN0087 Net Weekly Amount DN0088 Benefit Period Start Date DN0089 Benefit Period Through Date DN0090 Benefit Type Claim Weeks DN0091 Benefit Type Claim Days DN0174 Gross Weekly Amount DN0175 Gross Weekly Amount Effective Date DN0192 Benefit Payment Issue Date DN0211 Net Weekly Amount Effective Date	<p>SROI 02 Change may be sent to report a benefit for a past period e.g. a previous period that was due but not yet reported or mistakenly dropped from the transaction. A past period is defined as the Benefit Period Through Date (DN0089) of the past benefit being added is less than the greatest Benefit Period Through Date (DN0088) previously reported.</p> <p>Note: When a past period of Benefit Type Code 070 is being introduced, Reduced Earnings will not be present on the transaction. (See R3.1 Limitations Known to Date elsewhere in this section.)</p> <p>Note: See Edit Matrix: Population Restriction for DN0288 Number of Benefits, EM_POP_REST_DN0288_32</p>
YG	U	0195	Payment Issue Date	<p>SROI 02 Change may be sent if data in the Payment Segment is updated related to the last reported payment. See Edit Matrix: Population Restriction for Number of Payments.</p>
YG	U	0217	Payee	<p>SROI 02 Change may be sent if data in the Payment Segment is updated related to the last reported payment. See Edit Matrix: Population Restriction for Number of Payments.</p>
YG	U	0218	Payment Amount	<p>SROI 02 Change may be sent if data in the Payment Segment is updated related to the last reported payment. See Edit Matrix: Population Restriction for Number of Payments.</p>
YG	U	0219	Payment Covers Period Start Date	<p>SROI 02 Change may be sent if data in the Payment Segment is updated related to the last reported payment. See Edit Matrix: Population Restriction for Number of Payments.</p>
YG	U	0220	Payment Covers Period Through Date	<p>SROI 02 Change may be sent if data in the Payment Segment is updated related to the last reported payment. See Edit Matrix: Population Restriction for Number of Payments.</p>
YG	U	0222	Payment Reason Code	<p>SROI 02 Change may be sent if data in the Payment Segment is updated related to the last reported payment.</p>



## 02 Grouped Conditions

As previously mentioned, when the MC is shaded yellow, this is an indication that Idaho has changed the shading from blue to yellow for the MC and has added a condition to the Conditions tab for MTC 02.

Idaho has grouped several DNs together for the purposes of editing the 02 Changes. These grouped data elements at the bottom of the ERT Conditions tab, identify all the DNs that are to be present on the 02 transaction if one of them is being changed as noted in the condition.

Req Cod	MTC	DN#	DATA ELEMENT NAME	BUSINESS CONDITION(S)	TECHNICAL CONDITION(S)
	02	DN#	Grouping Edits for MTC 02		
MC	SROI 02 (Group 1)	0068	Initial RTW Date	Data grouping MTC 02 Change relationship edits needed: All DN's must be present on the MTC 02 transaction for Add or Update or Remove to 0068 (Initial RTW Date), 0403 (Initial RTW Type Code), 0404 (Initial RTW Physical Restrictions Indicator).  Note: This edit is only applicable if it is a Non-Legacy Claim as defined in the Legacy Claim Definition Tab.	If SROI MTC (DN0002) = 02 and Change Reason Code (DN0413) = A (Add) or = U (Update) and it is a Non-Legacy Claim per the Legacy Claim Definition Tab, then 0068 (Initial RTW Date) is required to be present on the MTC 02 transaction whenever Change Data Element/Segment Number (DN0412) = 0403 (Initial RTW Type Code) or = 0404 (Initial RTW Physical Restrictions Indicator).
MC	SROI 02 (Group 1)	0403	Initial RTW Type Code	Data grouping MTC 02 Change relationship edits needed: All DN's must be present on the MTC 02 transaction for Add or Update or Remove to 0068 (Initial RTW Date), 0403 (Initial RTW Type Code), 0404 (Initial RTW Physical Restrictions Indicator).  Note: This edit is only applicable if it is a Non-Legacy Claim as defined in the Legacy Claim Definition Tab.	If SROI MTC (DN0002) = 02 and Change Reason Code (DN0413) = A (Add) or = U (Update) and it is a Non-Legacy Claim as defined in the Legacy Claim Definition Tab, then DN0403 (Initial RTW Type Code) is required to be present on the MTC 02 transaction whenever Change Data Element/Segment Number (DN0412) = 0068 (Initial RTW Date) or = 0404 (Initial RTW Physical Restrictions Indicator).
MC	SROI 02 (Group 1)	0404	Initial RTW Physical Restrictions Indicator	Data grouping MTC 02 Change relationship edits needed: All DN's must be present on the MTC 02 transaction for Add or Update or Remove to 0068 (Initial RTW Date), 0403 (Initial RTW Type Code), 0404 (Initial RTW Physical Restrictions Indicator).  Note: This edit is only applicable if it is a Non-Legacy Claim as defined in the Legacy Claim Definition Tab.	If SROI MTC (DN0002) = 02 and Change Reason Code (DN0413) = A (Add) or = U (Update) and it is a Non-Legacy Claim as defined in the Legacy Claim Definition Tab, then 0404 (Initial RTW Physical Restrictions Indicator) is required to be present on the MTC 02 transaction whenever Change Data Element/Segment Number (DN0412) = 0403 (Initial RTW Type Code) or = 0068 (Initial RTW Date).
MC	SROI 02 (Group 2)	0072	Latest RTW/Status Date	Data grouping MTC 02 Change relationship edits needed: All DN's must be present on the MTC 02 transaction for Update to 0072 (Latest	If SROI MTC (DN0002) = 02 and Change Reason Code (DN0413) = U (Update) and it is a Non-Legacy Claim as defined in the Legacy Claim Definition Tab, then 0072 (Latest



## 02 Grouped Conditions

This example illustrates “SROI 02 Group 1” for the Initial RTW Date and the other 2 related data elements - Initial RTW Type Code and Initial RTW Physical Restrictions Indicator.

Req Cod	MTC	DN#	DATA ELEMENT NAME	BUSINESS CONDITION(S)	TECHNICAL CONDITION(S)
	02	DN#	Grouping Edits for MTC 02		
MC	SROI 02 (Group 1)	0068	Initial RTW Date	<p>Data grouping MTC 02 Change relationship edits needed: All DN's must be present on the MTC 02 transaction for Add or Update or Remove to 0068 (Initial RTW Date), 0403 (Initial RTW Type Code), 0404 (Initial RTW Physical Restrictions Indicator).</p> <p>Note: This edit is only applicable if it is a Non-Legacy Claim as defined in the Legacy Claim Definition Tab.</p>	<p>If SROI MTC (DN0002) = 02 and Change Reason Code (DN0413) = A (Add) or = U (Update) and it is a Non-Legacy Claim per the Legacy Claim Definition Tab, then 0068 (Initial RTW Date) is required to be present on the MTC 02 transaction whenever Change Data Element/Segment Number (DN0412) = 0403 (Initial RTW Type Code) or = 0404 (Initial RTW Physical Restrictions Indicator).</p>
MC	SROI 02 (Group 1)	0403	Initial RTW Type Code	<p>Data grouping MTC 02 Change relationship edits needed: All DN's must be present on the MTC 02 transaction for Add or Update or Remove to 0068 (Initial RTW Date), 0403 (Initial RTW Type Code), 0404 (Initial RTW Physical Restrictions Indicator).</p> <p>Note: This edit is only applicable if it is a Non-Legacy Claim as defined in the Legacy Claim Definition Tab.</p>	<p>If SROI MTC (DN0002) = 02 and Change Reason Code (DN0413) = A (Add) or = U (Update) and it is a Non-Legacy Claim as defined in the Legacy Claim Definition Tab, then DN0403 (Initial RTW Type Code) is required to be present on the MTC 02 transaction whenever Change Data Element/Segment Number (DN0412) = 0068 (Initial RTW Date) or = 0404 (Initial RTW Physical Restrictions Indicator).</p>
MC	SROI 02 (Group 1)	0404	Initial RTW Physical Restrictions Indicator	<p>Data grouping MTC 02 Change relationship edits needed: All DN's must be present on the MTC 02 transaction for Add or Update or Remove to 0068 (Initial RTW Date), 0403 (Initial RTW Type Code), 0404 (Initial RTW Physical Restrictions Indicator).</p> <p>Note: This edit is only applicable if it is a Non-Legacy Claim as defined in the Legacy Claim Definition Tab.</p>	<p>If SROI MTC (DN0002) = 02 and Change Reason Code (DN0413) = A (Add) or = U (Update) and it is a Non-Legacy Claim as defined in the Legacy Claim Definition Tab, then 0404 (Initial RTW Physical Restrictions Indicator) is required to be present on the MTC 02 transaction whenever Change Data Element/Segment Number (DN0412) = 0403 (Initial RTW Type Code) or = 0068 (Initial RTW Date).</p>
MC	SROI 02 (Group 2)	0072	Latest RTW/Status Date	<p>Data grouping MTC 02 Change relationship edits needed: All DN's must be present on the MTC 02 transaction for Update to 0072 (Latest</p>	<p>If SROI MTC (DN0002) = 02 and Change Reason Code (DN0413) = U (Update) and it is a Non-Legacy Claim as defined in the Legacy Claim Definition Tab, then 0072 (Latest</p>



# Idaho's Edit Matrix





# Idaho's Edit Matrix

The Idaho Edit Matrix defines the valid code values Idaho accepts, the Match Data that will be used to match transactions and the edits that will be applied to the EDI data.

It conveys the specific edit that will be applied to each data element and provides the standard error messages associated with these edits.

This spreadsheet is important for understanding and correcting errors.



# Tables Located in the Edit Matrix

**IAIABC Change Log:** summary of changes by the IAIABC to the Edit Matrix

**Idaho Edit Matrix Change Log:** summary of all changes to Edit Matrix from one version to another

**DN-Error Message:** “standard” editing developed for Release 3.1 data elements and Idaho specific edits

**Value Table:** expresses acceptable code values

**Valid Value Detail Page 1 and 2:** two tables showing another version of the value table containing the code values and definitions that Idaho accepts *This is helpful to print out for a quick reference.*

**Match Data:** describes the data elements used to determine if the report will create a new claim or find an existing claim

**Population Restrictions:** contains any restrictions applied to the data element(s)

**Legacy Claim Definition:** defines a Legacy and Non-Legacy Claim as it applies to editing

**Sequencing Table:** contains MTC types with the clarification of what should precede the current MTC being filed

**Accident Site County List:** contains list of all valid ID county spellings



# Troubleshooting Errors in the Edit Matrix

All Data Elements on the FROI and SROI have a 4 digit “DN” Data Number that is used to identify the data element on the Acknowledgement.

Every Error also has an Error Number. These DN Number and Error Number combinations present on the acknowledgment can be used to find the error in this DN Error Table or the Population Restrictions tab, which further explains more complex edits.

This is an example of the DN Error Message Tab

Sorted by Error Message & DN																				
DN	IAIABC Data Element Name	Match Data	Jurisdiction will apply edits?	Population Restrictions Indicator	02 Group	001	018	019	028	029	030	031	033	034	035	036	037	038	039	
0017	Insured Name		Y		9	L														
0018	Employer Name		Y			L														
0019	Employer Physical Primary Address		Y			L														
0020	Employer Physical Secondary Address		N																	
0021	Employer Physical City		Y			L														
0022	Employer Physical State Code		Y			L														
0023	Employer Physical Postal Code		Y	P		L													L	
0026	Insured Report Number		N																	
0027	Insured Location Identifier		N																	
0028	Policy Number Identifier		Y	P	8	L					L								L	
0029	Policy Effective Date		Y		8	L				L							L			
0030	Policy Expiration Date		Y		8	L				L										
0031	Date of Injury	Y	Y	P		L				L						L	L			
0032	Time of Injury		Y									L								
0033	Accident Site Postal Code		Y	P	10	L						L								
0035	Nature of Injury Code	Y	Y			L														



# Troubleshooting Errors in the Edit Matrix

A new addition to the DN Error Tab is the 02 Group column.

This column advises you whether the DN is in a Grouping edit and the Group Edit Number.

The details of the Grouping edits can be found in the Population Restrictions Tab under DN0412. The group number is in yellow.

Sorted by Error Message & DN		Match Data	Jurisdiction will apply edits?	Population Restrictions Indicator	02 Group
DN	IAIABC Data Element Name				
0017	Insured Name		Y		9
0018	Employer Name		Y		
0019	Employer Physical Primary Address		Y		
0020	Employer Physical Secondary Address		N		
0021	Employer Physical City		Y		
0022	Employer Physical State Code		Y		
0023	Employer Physical Postal Code		Y	P	
0026	Insured Report Number		N		
0027	Insured Location Identifier		N		
0028	Policy Number Identifier		Y	P	8
0029	Policy Effective Date		Y		8
0030	Policy Expiration Date		Y		8
0031	Date of Injury	Y	Y	P	
0032	Time of Injury		Y		
0033	Accident Site Postal Code		Y	P	10

DN	Report or MTC	Data Element Name
0412	FROI 02 (Group 8)	Change Data Element/Segment Number
0412	FROI 02 (Group 9)	Change Data Element/Segment Number
0412	FROI 02 (Group 10)	Change Data Element/Segment Number



# Population Restrictions



The Population Restriction tab contains:

The DN # (in numerical order)  
 Report or MTC  
 Data Element Name  
 Exception  
 Error Message #  
 Error Message Text (IAIABC Description)  
 Element Error Text (50 char description from ID)

DN	Report or MTC	Data Element Name	Population Restriction	Exception	Error Message Number	Error Message Text	Element Error Text (DN0291)
0023	FROI	Employer Physical Postal Code	If Employer Physical Postal Code (DN0023) is present and Employer Physical Country Code (DN0164) is blank or = US, then Must be valid USPS Postal Code for Employer Physical State Code (DN0022) if present OR Must be valid USPS Postal Code for all state postal codes if Employer Physical State Code (DN0022) is not present AND must = 5 or 9 digits in length.		111	Must be valid content	Must be valid USPS Postal Code
0025	FROI	Industry Code	If required on MTC, then must be 5 or 6 characters and valid NAICS Code 2002, 2007, 2012, 2017 or 2022 and other versions in future when applicable.  Note: IIC will accept NAICS at 5 or 6 digit level but would prefer 6  Note: Please refer to this website for obtaining the codes: <a href="https://www.census.gov/naics/">https://www.census.gov/naics/</a>		111	Must be valid content	DN0025 must be 5 or 6 characters & valid NAICS
0028	FROI	Policy Number Identifier	Policy Number Identifier must contain A-Z or 0-9, with no embedded spaces or special characters.		111	Must be valid content	Must be A-Z, 0-9, no dashes, spec chars or spaces
0028	FROI	Policy Number Identifier	If Insurer Type Code (DN0185) = I, DN0028 Policy Number Identifier must match DN0028 Policy Number Identifier on the Jurisdiction's Policy Database.		064	Invalid data relationship	DN28 not matching NCCL, contact carrier, see IG SEC G
0028	FROI 02	Policy Number Identifier	If FROI MTC = 02 and Insurer Type Code (DN0185) = I and Policy Number Identifier (DN0028) not = Policy Number Identifier (DN0028) for the latest FROI in TA status then a Change Data Element/Segment Number (DN0412) must = 0028	Do not apply to Legacy Claims as defined in the Legacy Claim Definition Tab.	111	Must be valid content	DN0028 cannot change unless in Chg Seg
0028	FROI UI, 00 04	Policy Number Identifier	If Existing Claim is found per Match Data for incoming FROI MTC UI, 00 or FROI MTC 04 (if Full Denial Reason Code (DN0198) not = 3E or 3D) and Insurer Type Code (DN0185) = I then Insurer FEIN (DN0006) and Policy Number Identifier (DN0028) must = the Insurer FEIN (DN0006) and Policy Number Identifier (DN0028) for the latest associated FROI UI, 00, or 04 in TA status.	Do not apply to Legacy Claims as defined in the Legacy Claim Definition Tab.	111	Must be valid content	Submit FROI MTC 02 to change DN0028 for DN0006



# Troubleshooting Errors in the Edit Matrix

The Acknowledgement should provide you with the following information to help you resolve errors:

- Element Number (DN)
- Element Error Number
- Variable Segment Number
- Element Error Text

In this example the acknowledgement showed the following:

- Element Number (DN): **0003 (MTC Date)**
- Element Error Number: **064 (Invalid Data Relationship)**
- Variable Segment Number: **00 (not in a variable segment)**
- Element Error Text: **MTC Date cant b more than 7 dys prior to Date Sent**

DN	Report or MTC	Data Element Name	Population Restriction	Exception	Error Message Number	Error Message Text	Element Error Text (DN0291)
0003	FROI & SROI	Maintenance Type Code Date	MTC Dates must be no more than 7 days prior to Date Transmission Sent.		064	Invalid data relationship	MTC Date cant b more than 7 dys prior to Date Sent



# Troubleshooting Errors in the Edit Matrix

In this example the Acknowledgement showed the following:

**Element Number (DN) 0088 (Benefit Period Start Date)**

**Element Error Number 064 (Invalid Data Relationship)**

**Variable Segment Number: 02**

**Element Error Text: Must be >= Int Dis Began if BTC not = Perm Partial**

DN	Report or MTC	Data Element Name	Population Restriction	Exception	Error Message Number	Error Message Text	Element Error Text (DN0291)
0088	SROI	Benefit Period Start Date	Must be greater than or equal to DN0056 Initial Date Disability Began when DN0085 Benefit Type Code is NOT = 030 (Permanent Partial Scheduled) or 230 (Employer Paid Permanent Partial Scheduled) or 530 (Perm Partial Sch Lump Sum Pmt/Settlement) or 040 (Permanent Partial/Unscheduled) or 540 (Perm Partial Unsch Lump Sum Pmt/Settlement) 090 (Permanent Partial Disfigurement) or 590 (Permanent Partial Disfigurement Lump Sum Pmt/Settlement)  NOTE: See Valid Values for applicable codes		064	Invalid data relationship	Must be >= Int Dis Began if BTC not = Perm Partial



# Idaho's Sequencing Table





# Sequencing Table – FROI Full View

< Consider MTC in Seq C or (8)	If Last Accepted FROI MTC Is:	Last FROI MTC Description	FROI Sequencing Exception Edits (3)										SROI Sequencing Exception Edits (3)										SROI:																			
			FROI:										SROI:										Not shaded/Yellow Shaded: MTC can follow with consideration of edit on the Sequencing Exception Edits table. Blue/Orange Shaded: MTC cannot follow. MTC Accepted for Seq: Y or N (2)  See Sequencing Exception Edits (3) for edits concerning an unblue MTC.																			
			MTC Accepted for Seq Y or N > (2)																				Y Y																			



©Verisk Analytics, Inc. All rights reserved.



# Sequencing Table

There are **3 main sections** on the Sequencing Table:

**1:** Consider MTC in Seq C or X: Should the MTC be considered as 'Last Accepted MTC' for sequencing?  
C (Consider) or X (Do Not Consider)

**2:** MTC Accepted for Seq: Y (Yes) or N (No) with Blue Shaded/Not Shaded MTCs

**3:** Sequencing Exception Edits: Will the Sequencing Exception Edit(s) be applied?

If Last Accepted FROI MTC Is:	Last FROI MTC Description	FROI Sequencing Exception Edits (3)										FROI:									
												Not shaded/Yellow Shaded: MTC can follow with consideration of edit on the Sequencing Exception Edits table. Blue/Orange Shaded: MTC cannot follow. MTC Accepted for Seq: Y or N (2)									
< Consider MTC in Seq C or X												See Sequencing Exception Edits (3) for edits concerning an unblue MTC.									
	MTC Accepted for Seq Y or N > (2)											Y	Y	Y	Y	Y	Y	Y	Y	Y	Y
C JE	JUR received 'Claim from 'Claimant (worker claim) (8)	F09	F17	F21								00	01	02	04	AQ	AU	UI	UR	JE	
C JH	Legacy Claim from EDI R3.0 (4)(8)	F08	F09	F13	F16	F21	F26					00	01	02	04	AQ	AU	UI	UR	JE	
C NONE (5)	No MTC Filed	F08	F16	C01								00	01	02	04	AQ	AU	UI	UR	JE	
C 00	Original	F04	F13	F14	F18	F19	F23	C03				00	01	02	04	AQ	AU	UI	UR	JE	
C 01	Cancel	F05	F08									00	01	02	04	AQ	AU	UI	UR	JE	
C 02 - FROI	Change	F01	F02	F03								00	01	02	04	AQ	AU	UI	UR	JE	
C 04 - FROI	Denial	F04	F06	F19	F22	C03						00	01	02	04	AQ	AU	UI	UR	JE	
C AQ	Acquired Claim	F04	F12	F23	F24	C03						00	01	02	04	AQ	AU	UI	UR	JE	
C AU	Acquired/Unallocated	F04	F12	F19	C03							00	01	02	04	AQ	AU	UI	UR	JE	
C UI	Under Investigation	F04	F06	C01								00	01	02	04	AQ	AU	UI	UR	JE	
C UR	Update Report	F11	C02									00	01	02	04	AQ	AU	UI	UR	JE	

Edit Applied? ST-Y/N	Edit ID	Sequencing Exception Edits (3)	DN0291 Element Error Text
ID-Y	F01	FROI 00 or 01 or 04 (if accepted by jurisdiction) allowed to follow if no previous same FROI accepted or accepted w/error	Prev FROI not TA or TE ack status (F01)
ID-Y	F02	FROI 02 allowed to follow if the Sender ID Group FEIN is same as Group FEIN for the previous Sender ID per latest report	Contact Juris for Group FEIN (F02)
ID-Y	F03 (JUMP)	MTC's allowed to follow based upon the MTC that preceded the latest accepted FROI or SROI report on file. An intervening SROI Periodic (BM, BW, MN, QT, SA, AN), SROI NT, FROI and SROI 02, FROI and SROI CO allowed (if MTC valid in	Seq is based on prior MTC (F03)
ID-Y	F04	FROI AQ or FROI AU is allowed to follow if it is from different Claim Admin FEIN DN0187	Expect different Claim Admin FEIN on AQ/AU (F04)

## 3. Sequencing Exception Edit Table >



## (2) MTC Accepted for Seq Y or N

**MTC Accepted for Seq Y or N:** Y (Yes) or N (No) with Blue Shaded/Not Shaded MTCs

**Blue Shaded/Not Shaded:**

- Blue Shaded: IAIABC defined MTC cannot follow
- Not shaded: IAIABC defined MTC can follow with consideration of Sequencing Exception Edits

	If Last Accepted SROI MTC Is:	Last SROI MTC Description	FROI Sequencing Exception Edits (3)				FROI:							
			MTC Accepted Y or N				Not shaded: MTC can follow with consideration of Sequencing Exception Edits. Blue Shaded: IAIABC defined MTC cannot follow. Orange Shaded: Jurisdiction will orange shade the cell if the MTC cannot follow for their jurisdiction. MTC Accepted for Seq: Y or N (2) See Sequencing Exception Edits (3) before accepting an unblue MTC.							
		MTC Accepted for Seq Y or N > (2)					Y	Y	Y	Y	Y	Y	Y	Y
C JH		Legacy Claim (4)(8)	F03	F08	F13	F16	00	01	02	04	AQ	AU	UI	UR
C 02 - SROI		Change	F03	F04			00	01	02	04	AQ	AU	UI	UR
C 04 - SROI		Denial	F04				00	01	02	04	AQ	AU	UI	UR
C AB		Add Concurrent Benefit Type					00	01	02	04	AQ	AU	UI	UR
C AP		Acquired/Payment	F04				00	01	02	04	AQ	AU	UI	UR
C CA		Change in Benefit Amount	F04				00	01	02	04	AQ	AU	UI	UR
C CB		Change in Benefit Type	F04				00	01	02	04	AQ	AU	UI	UR
C CD		Compensable Death - No Known Dependents/Payees	F04				00	01	02	04	AQ	AU	UI	UR
C EP		Employer Paid	F04				00	01	02	04	AQ	AU	UI	UR
C ER		Employer Reinstatement	F04				00	01	02	04	AQ	AU	UI	UR
C FN		Final	F04				00	01	02	04	AQ	AU	UI	UR
C IP		Initial Payment	F04				00	01	02	04	AQ	AU	UI	UR
C NT		Narrative	F03				00	01	02	04	AQ	AU	UI	UR
C PD		Partial Denial					00	01	02	04	AQ	AU	UI	UR
C PX		Partial Suspension, RTW or Med Determined/Qualified to RTW					00	01	02	04	AQ	AU	UI	UR
C PY		Payment Report	F04				00	01	02	04	AQ	AU	UI	UR
C RB		Reinstatement of Benefit	F04				00	01	02	04	AQ	AU	UI	UR
C SX		Full Suspension	F04				00	01	02	04	AQ	AU	UI	UR
C UI		Under Investigation					00	01	02	04	AQ	AU	UI	UR
C UR		Update Report	F04				00	01	02	04	AQ	AU	UI	UR
C VE		Volunteer					00	01	02	04	AQ	AU	UI	UR

**Blue Shaded/Not Shaded**



### (3) FROI and SROI Sequencing Exception Edits

**FROI and SROI Sequencing Exception Edits:** This table is used to communicate sequencing exception edits that may be applied beyond a typical MTC to MTC edit however not down to the DN level. Idaho has placed a Y or N in the 'Edit Applied?' column if the 'Sequencing Exception Edit' will be applied.

Edit Applied? ST-Y/N	Edit ID	Sequencing Exception Edits (3)	DN0291 Element Error Text
ID-Y	F01	FROI 00 or 01 or 04 (if accepted by jurisdiction) allowed to follow if no previous same FROI accepted or accepted w/error	Prev FROI not TA or TE ack status (F01)
ID-Y	F02	FROI 02 allowed to follow if the Sender ID Group FEIN is same as Group FEIN for the previous Sender ID per latest report	Contact Juris for Group FEIN (F02)
ID-Y	F03 (JUMP)	MTC's allowed to follow based upon the MTC that preceded the latest accepted FROI or SROI report on file. An intervening SROI Periodic (BM, BW, MN, QT, SA, AN), SROI NT, FROI and SROI 02, FROI and SROI CO allowed (if MTC valid in Jurisdiction).	Seq is based on prior MTC (F03)
ID-Y	F04	FROI AQ or FROI AU is allowed to follow if it is from different Claim Admin FEIN DN0187	Expect different Claim Admin FEIN on AQ/AU (F04)
ID-Y	F05	FROI MTCs are allowed to follow if JCN (DN0005) is BLANK (to create new claim)	JCN expected to be blank (F05)
ID-Y	F06	FROI 00 is allowed to follow if no previous FROI 00 accepted or accepted w/error	FROI 00 on file (dup) with TA/TE ack status (F06)
ID-Y	F08	FROI Claim from Employee (JE) or Claim Other (JP) is allowed if HD1 Sender ID = JURISDICTION FEIN and Postal Code	No JE or JP is allowed (F08)
ID-Y	F09	FROI 01, 02 or CO is allowed if HD1 Sender ID = JURISDICTION FEIN and Postal Code and the latest report is FROI Claim from Employee (JE) or Claim Other (JP) or Legacy (JH)	No FROI 01 02 CO allowed after JE or JP (F09)
ID-Y	F11	Any FROI MTC can follow. Technical: Apply no sequencing edit when the latest FROI is FROI UR. FROI CO Exception (if applicable in jurisdiction): The FROI CO will only be accepted if a FROI UR on file is in TE ack status. If not, FROI CO will receive 063 error. Normal sequencing will apply to the MTC that follows the FROI UR. Business Note: FROI MTC that follows the FROI UR should reflect the next action needed on the claim(s) as determined by the trading partner sending the data.	Apply no seq edit when the latest FROI is FROI UR(F11)
ID-Y	F12	If the Last Submitted FROI MTC is in TE status and the incoming FROI from a different Claim Admin FEIN is FROI MTC AU or FROI MTC AQ, then allow the FROI MTC AU or FROI MTC AQ to be processed by not requiring the FROI CO (Bypass the MTC CO requirement because the prior Claim Administrator had the error on file and now the new Claim Administrator is taking over the claim and cannot resolve the error. Per IAIABC R3 Guide Error Correction Process in Section 4: Jurisdictions should not expect acquiring claim administrators to correct TEs from prior claim administrators (refer to Acquired Claims Processing).	FROI AQ AU mustBeFromDifferentClaimAdmin (F12)
ID-Y	F13	For blue shaded MTC's: If the Legacy Claim (JH) is found and any blue shaded FROI or SROI MTC is submitted first other than a FROI unblue shaded MTC's return a TR acknowledgment with DN0002 MTC with Error 063 – Invalid event sequence.	Legacy Clm rcvd-send MTC UR FROI(F13)
ID-Y	F16	Legacy Claim (JH): If you Trigger FROI MTC UR and there is no Legacy Claim (JH) on file then the FROI UR is rejected.	NoLegacy rcvd-URInvalid-sendDiffFROI MTC(F16)
ID-Y	F17	JCN (DN0005) should be returned on acknowledgment if incoming FROI finds a match on a Claim From Employee (JE) or Claim Other (JP) or Legacy Claim (JH)	
ID-Y	F21	If Latest report is Claim from Employee (JE) and Latest report prior to Claim from Employee (JE) is Legacy Claim (JH) then do not consider the Claim From Employee (JE) in sequencing for the incoming FROI UR.	Jur internal Seq for Jx (F21)
ID-Y	F26	FROI MTC Not Allowed to follow if DN0003 Maintenance Type Code Date of existing FROI MTC JH is <= 11/06/2017	Legacy claim is on file, EDI is not accepted (F26)
ID-Y	S10	SROI AP is allowed to follow if preceding FROI AQ or AU was accepted or accepted with errors	Check AP sequencing (S10)
ID-Y	S13	MTC's can follow based upon the MTC that preceded the Periodic report AN, BM, BW, MN, QT, SA if applicable for Juris. Do not apply rule if incoming SROI is 02 or CO. Do not apply this rule if the Periodic Report is the first SROI on file in TA or TE ack status.	Check Periodic MTC sequencing (S13)
ID-Y	S14	SROI EP is allowed to follow if no previous SROI EP accepted (or accepted w/error) OR SROI IP is allowed to follow if no previous SROI IP accepted (or accepted w/error). SROI IP is allowed to follow, if SROI EP previously filed and SROI EP is allowed to follow, if SROI IP previously filed.	Check EP or IP sequencing (S14)
ID-Y	S18	SROI UR is not allowed to follow if any other SROI has been reported excluding Legacy Data (JH) and SROI NT.	SROI UR not allowed after previous MTC (S18)



# (3) FROI and SROI Sequencing Exception Edits

The exception edits are found in the FROI or SROI Sequencing Exceptions column

< Consider MTC in Seq C or X (1)	If Last Accepted SROI MTC Is:	Last SROI MTC Description	FROI Sequencing Exception Edits (3)				FROI:							
							<b>Not shaded:</b> MTC can follow with consideration of Sequencing Exception Edits. <b>Blue Shaded:</b> IAABC defined MTC cannot follow. <b>Orange Shaded:</b> Jurisdiction will orange shade the cell if the MTC cannot follow for their jurisdiction. <b>MTC Accepted for Seq:</b> Y or N (2)  See Sequencing Exception Edits (3) before accepting an unblue MTC.							
		MTC Accepted for Seq Y or N > (2)					Y	Y	Y	Y	Y	Y	Y	Y
C JH		Legacy Claim (4)(8)	F03	F08	F13	F16	00	01	02	04	AQ	AU	UI	UR
C 02 - SROI	Change		F03	F04			00	01	02	04	AQ	AU	UI	UR
C 04 - SROI	Denial		F04				00	01	02	04	AQ	AU	UI	UR
C AB	Add Concurrent Benefit Type						00	01	02	04	AQ	AU	UI	UR
C AP	Acquired/Payment		F04				00	01	02	04	AQ	AU	UI	UR
C CA	Change in Benefit Amount		F04				00	01	02	04	AQ	AU	UI	UR
C CB	Change in Benefit Type		F04				00	01	02	04	AQ	AU	UI	UR
C CD	Compensable Death - No Known Dependents/Payees		F04				00	01	02	04	AQ	AU	UI	UR
C EP	Employer Paid		F04				00	01	02	04	AQ	AU	UI	UR
C ER	Employer Reinstatement		F04				00	01	02	04	AQ	AU	UI	UR
C FN	Final		F04				00	01	02	04	AQ	AU	UI	UR
C IP	Initial Payment		F04				00	01	02	04	AQ	AU	UI	UR
C NT	Narrative		F03				00	01	02	04	AQ	AU	UI	UR
C PD	Partial Denial						00	01	02	04	AQ	AU	UI	UR
C PX	Partial Suspension, RTW or Med Determined/Qualified to RTW						00	01	02	04	AQ	AU	UI	UR
C PY	Payment Report		F04				00	01	02	04	AQ	AU	UI	UR
C RB	Reinstatement of Benefit		F04				00	01	02	04	AQ	AU	UI	UR
C SX	Full Suspension		F04				00	01	02	04	AQ	AU	UI	UR
C UI	Under Investigation						00	01	02	04	AQ	AU	UI	UR
C UR	Update Report		F04				00	01	02	04	AQ	AU	UI	UR



# How do I get help?

Please send all questions to the IIC EDI Support Team via email at [IICEDI@ISO.COM](mailto:IICEDI@ISO.COM).

If the question is specifically about something in this Information Session, please indicate “Info Session Question” in the subject line.





# How do I get help?

If you feel you need further training on understanding the IAIABC R3.1 format, the IAIABC offers EDI Claims Release 3.1 Virtual Training.

This provides a great opportunity for users of the IAIABC EDI Claims Release 3.1 Standard to learn about the Standard.

The next virtual EDI Claims Release 3.1 Training is planned for Summer of 2022.

You can find further details and registration at [IAIABC.org](https://iaiaabc.org) under the Events & Education dropdown, then under EDI Training.

## EDI Training

### EDI Claims Release 3.1 Virtual Training

EDI Claims Release 3.1 Training provides a great opportunity for users of the IAIABC EDI Claims Release 3.1 Standard to learn about the Standard. These trainings are held as needed by jurisdictions and industry stakeholders.

Check back in early 2022 for information on the next virtual EDI Claims Release 3.1 Training, planned for Summer of 2022.



### EDI Claims Release 3.1 Updates Webinar

Learn more about the latest publication of the EDI Claims Release 3.1 Standard during the [EDI Claims Release 3.1 Updates Webinar](#), February 24, 2022 at 1:00 pm CST. This webinar is free for IAIABC members or \$59 for non-members.

[Register Now](#)

### Ongoing EDI Training

Ongoing EDI training is available through the IAIABC's online educational platform, [educate@iaiaabc](mailto:educate@iaiaabc). Formerly offered as the EDI Training Subscription, training modules and both recorded and live webinars are now available for free to all IAIABC members.

These modules and webinars share insights into each of the IAIABC EDI Standards, Claims; Proof of Coverage; Medical State Reporting; and Electronic Medical Billing. General EDI content is also available, providing EDI basics. Educational content offered ranges from introductory to intermediate.

[EDI credentials](#) in Claims and Proof of Coverage, as well as Medical coming later in 2022, are still available. Management of the credentials with course requirements and tracking will be available soon through [educate@iaiaabc](mailto:educate@iaiaabc).



THANK YOU  
for watching the  
Idaho Industrial Commission  
EDI Claims Release 3.1  
Information Session

